

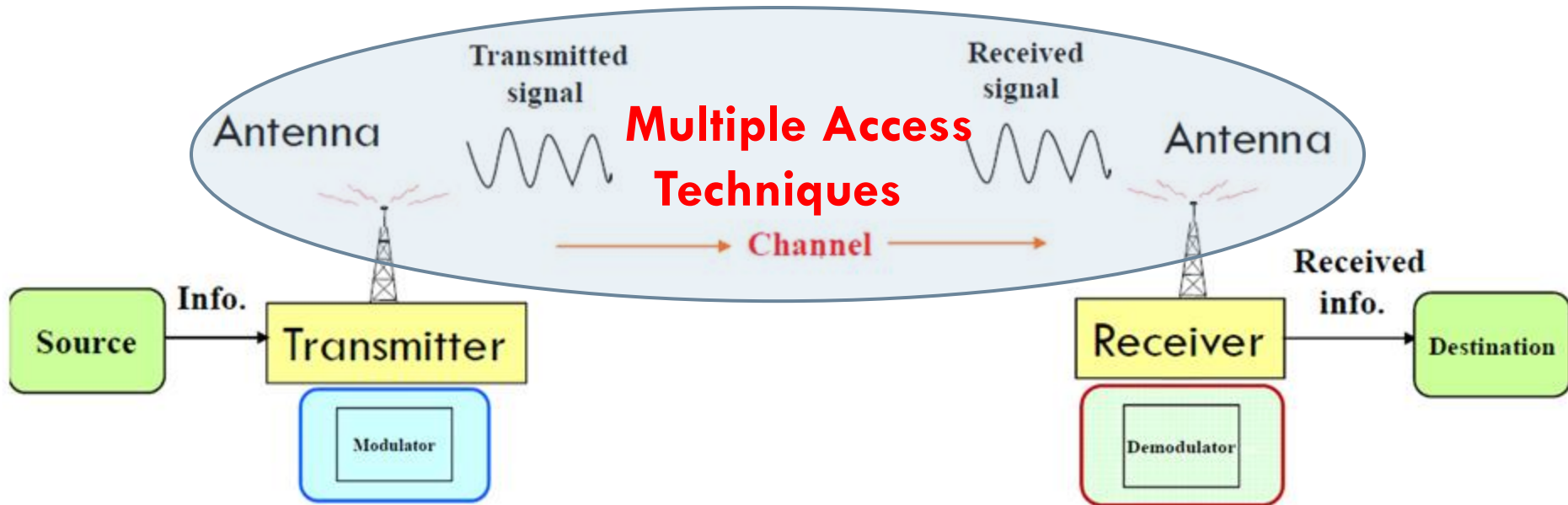
ΕΠΛ 427:
ΚΙΝΗΤΑ ΔΙΚΤΥΑ ΥΠΟΛΟΓΙΣΤΩΝ
(MOBILE NETWORKS)

Δρ. Χριστόφορος Χριστοφόρου
Πανεπιστήμιο Κύπρου - Τμήμα Πληροφορικής

Multiple Access Techniques
Τεχνικές Πολλαπλής Πρόσβασης

Recall (Process and Elements of Radio Transmission)

1



Topics Discussed

2

- What is Multiple Access Control
- Classification of Multiple Access Protocols
- Random Access Protocols (ALOHA, CSMA and variants)
- Hidden Terminal Problem and solution
- Duplex Communication (TDD, FDD)
- Channelization Protocols – Multiple Division Techniques for Traffic Channels (FDMA, TDMA, CDMA)
- Comparison of FDMA, TDMA, CDMA

Multiple Access Control

Έλεγχος Πολλαπλής Πρόσβασης

3

- In general wireless systems (either infrastructure or infrastructure-less based) are **multi-users systems**, while **radio resources are limited**.
- Thus, the **radio resources must be shared among multiple users**.

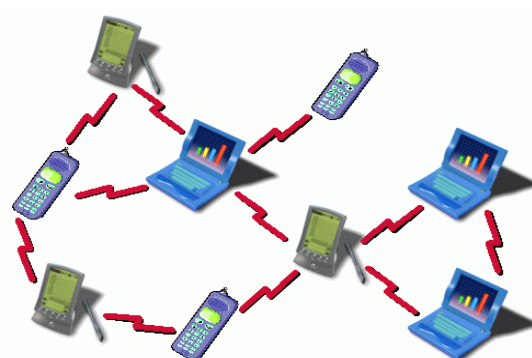
Infrastructure based

Wireless LAN,
Cellular Network



Infrastructure-less based

Ad Hoc
Network



Multiple Access Control

Έλεγχος Πολλαπλής Πρόσβασης

4

- **Problem:** When two or more stations using the same radio resources (i.e., frequency band or bandwidth or channel), **transmit their frames at the same time**, their frames will **collide** and the **radio resources will be wasted during the time collision** (Όταν δύο ή περισσότερα stations που χρησιμοποιούν τους ίδιους ασύρματους πόρους στείλουν τα frames τους την ίδια ώρα, τα frames των stations θα συγκρουστούν με αποτέλεσμα το διαθέσιμο εύρος ζώνης εκείνη τη χρονική περίοδο της σύγκρουσης να πάει χαμένο).
- How to **coordinate the access** (Πώς να γίνει ο συντονισμός πρόσβασης) of multiple sending/receiving stations to the shared channel in **order to avoid collisions** and thus **avoid waste of the radio resources???**

Multiple Access Control

Έλεγχος Πολλαπλής Πρόσβασης

5

- **Solution:** We need a **protocol** to **coordinate the frame transmissions** of the active stations (Χρειαζόμαστε ένα πρωτόκολλο για να συντονίσει τις εκπομπές των active stations - **active stations** είναι αυτά που **έχουν frames έτοιμα να σταλούν**).
- These protocols are called **Medium or Multiple Access Control (MAC) Protocols**.

Multiple Access Control

Έλεγχος Πολλαπλής Πρόσβασης

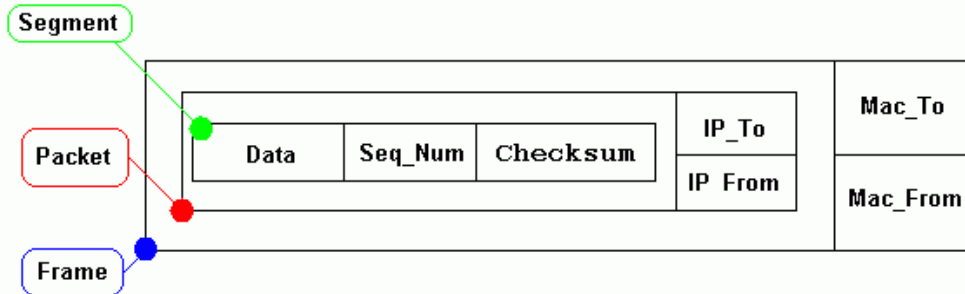
6

Remember what a frame is?

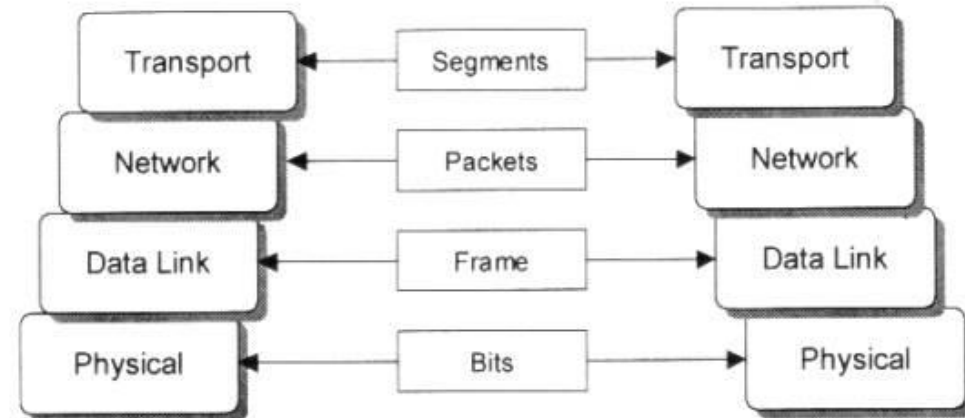
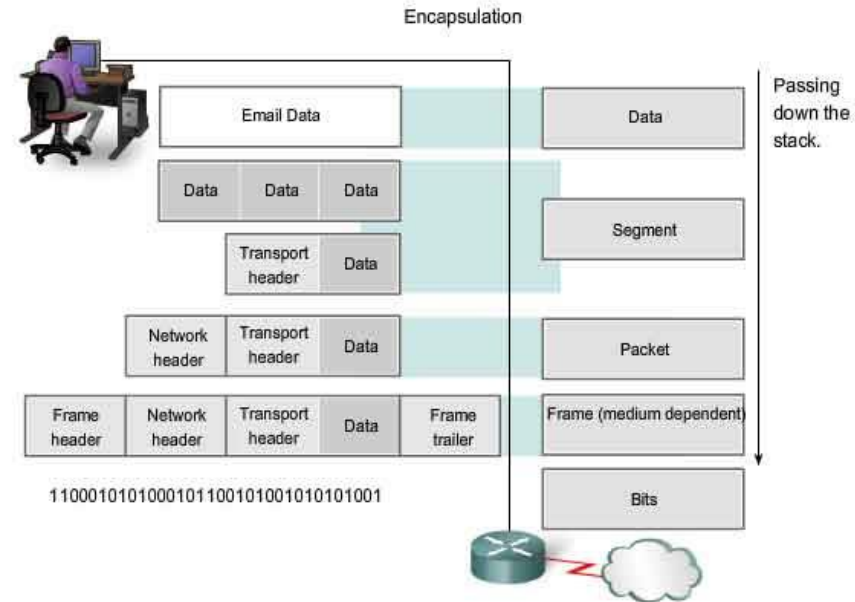
SIMPLIFIED PACKET STRUCTURE

IP To	IP From	Data	Sequence Number	Checksum
-------	---------	------	-----------------	----------

OSI LAYERED SEGMENT / PACKET / FRAME



MAC address is a unique identifier assigned to network interfaces for communications at the data link layer of a network segment. MAC addresses are most often assigned by the manufacturer of a Network Interface Controller (NIC; the hardware component that connects a computer to the network) and are stored in its hardware. A network node may have multiple NICs and each NIC must have a unique MAC address.



Multiple Access Protocols Classification

7

Multiple access protocols

```
graph TD; A[Multiple access protocols] --> B[Contentionless (scheduling)]; A --> C[Contention (random access)];
```

Contentionless
(scheduling)

Μη Ανταγωνιστικά

Contention
(random access)

Ανταγωνιστικά

Multiple Access Protocols

Contentionless-based

8

- **Contentionless-based (Μη Ανταγωνιστικά) Protocols:**
 - A **central controller** (Base Station or Access Point) **is needed** to **coordinate** (να συντονίσει) **the transmissions** of all the stations.
 - The **controller informs each station when** and **on which channel** it can transmit its data.
 - So, **each station has its own channel.**
 - By doing this **collisions can be avoided entirely**
 - With **Contentionless-based Protocols**, the stations transmit in an **orderly scheduled manner** (Τα stations εκπέμπουν με ένα μεθοδικό προγραμματισμένο τρόπο) so **every transmission will be successful** (No collisions).

Multiple Access Protocols

Contentionless-based

9

- **Contentionless-based (Μη Ανταγωνιστικά) Protocols:**
 - ▣ **Examples (Basic **Channelization** Protocols):**
 - **FDMA** (Frequency Division Multiple Access),
 - **TDMA** (Time Division Multiple Access),
 - **CDMA** (Code Division Multiple Access)
 - *OFDMA (Orthogonal Frequency Division Multiple Access)*
 - ▣ **Typically used in **Infrastructure based** Networks (e.g., WLANs, Cellular Networks, etc.)**

Multiple Access Protocols

Contention-based

10

- **Contention-based (Ανταγωνιστικά) Protocols:**
 - ▣ **No central controller** (No Base Station or Access Point) is **needed to coordinate** the transmissions of the stations.
 - ▣ **All stations transmit using the same channel, without having a central controller to coordinate them.**
 - ▣ If several stations **start their transmissions** more or less at the **same time, all of the transmissions will fail.**
 - ▣ These **contention-based protocols resolve the contention** (επιλύουν τον ανταγωνισμό) that occur **when several users want to transmit simultaneously** and a **central controller is not present.**

Multiple Access Protocols

Contention-based

11

- **Contention-based (Ανταγωνιστικά) Protocols:**
 - ▣ The aim is to **minimize collisions** and **better utilize the bandwidth by determining:**
 - **When** a station can use the channel.
 - **What** a station should do when the **channel is busy**.
 - **What** a station should do when is **involved in a collision**.
 - ▣ Examples of Contention-based protocols are the **Random Access Protocols (Πρωτόκολλα Τυχαίας Πρόσβασης):**
 - Pure (P) - ALOHA,
 - Slotted (S) - ALOHA,
 - Carrier Sense Multiple Access (CSMA) & its variants (και οι διαφορετικές εκδοχές του)

Multiple Access Protocols

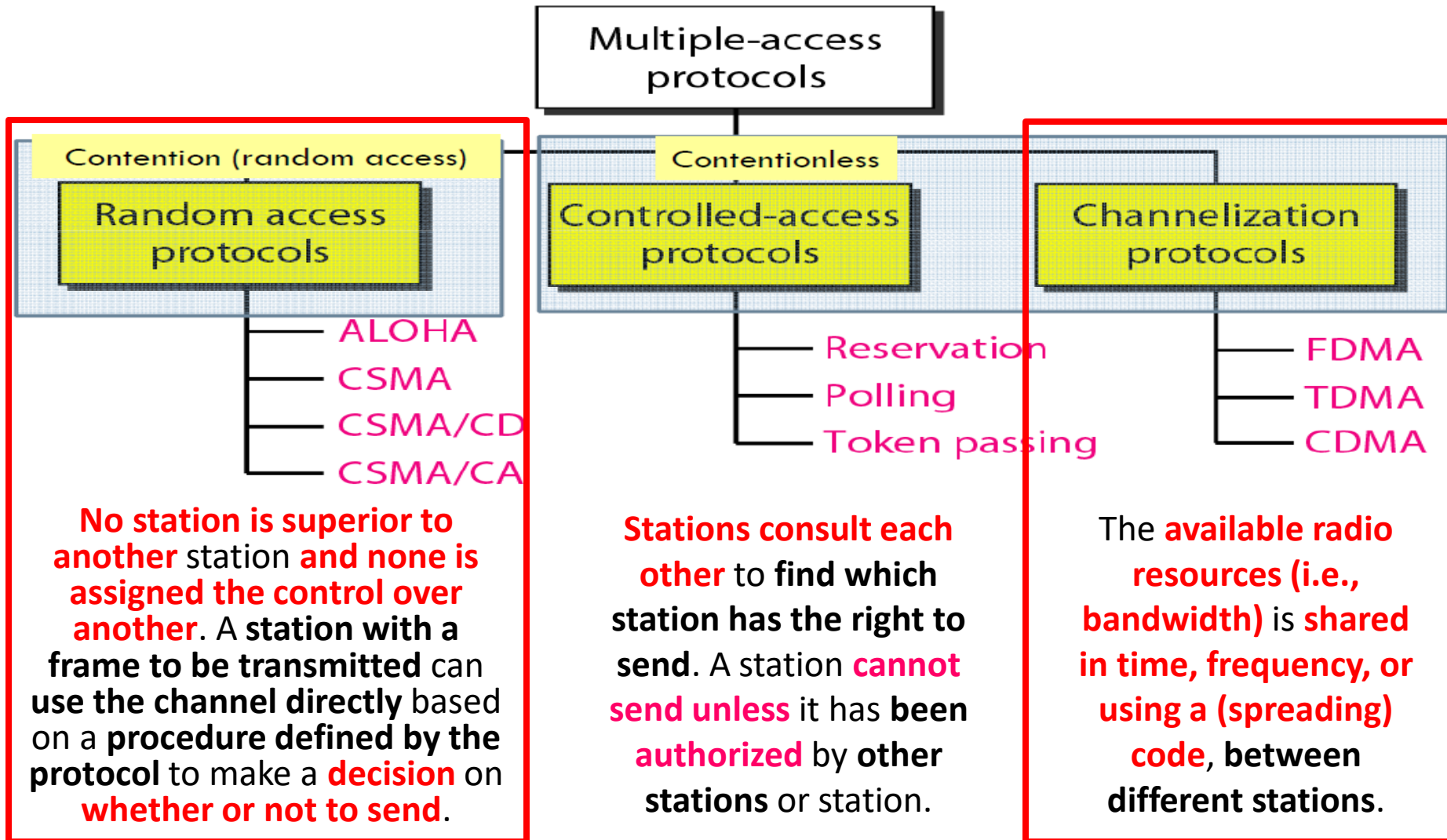
Contention-based

12

- **Contention-based (Ανταγωνιστικά) Protocols:**
 - ▣ Typically used in **Infrastructure-less based Networks (e.g., Ad Hoc Networks)**, where all the stations transmit using **the same channel**.
 - ▣ Also can be used in an **infrastructure based network (i.e., Cellular Network)**, for **exchanging control information** between a Mobile Station and the Base Station **before a (control and traffic) channel is established between them**.
 - **Note that, in infrastructure-based networks, before a control channel is established between the Base Station and the Mobile Station, the Base Station is not aware about the existence of the Mobile Station and thus have no control over it.**

Multiple Access Protocols

13



Random Access Protocols

- **ALOHA**

- **Pure (P)-ALOHA**

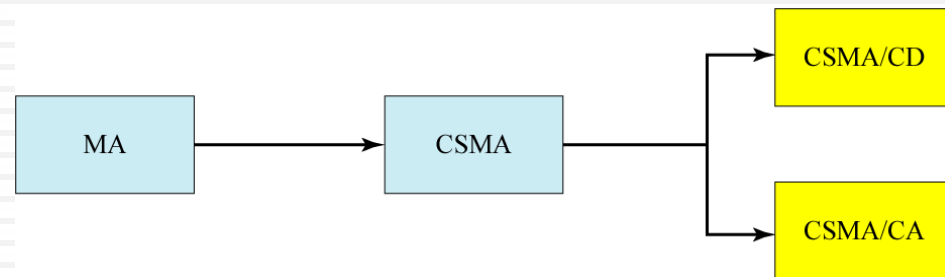
- **Slotted (S)-ALOHA**

- **CSMA (Carrier Sense Multiple Access)**

- **CSMA**

- CSMA/CD (CSMA with Collision Detection)

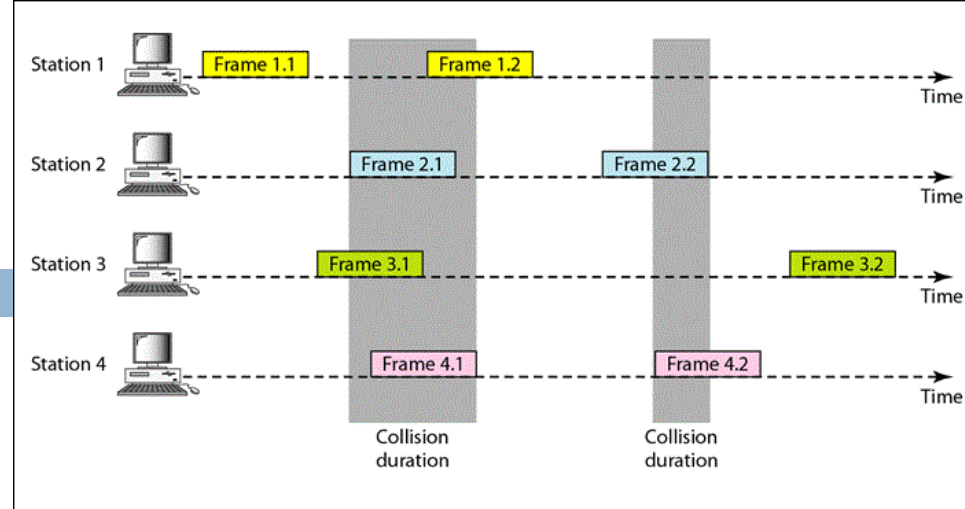
- CSMA/CA (CSMA with Collision Avoidance)



ALOHA

Pure ALOHA

15

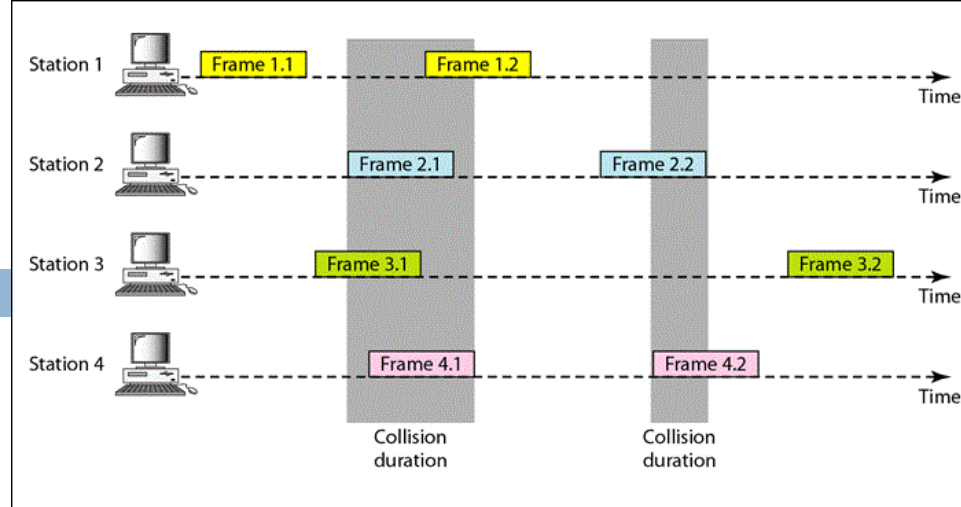


- *Developed in the 1970s for a packet radio network by Hawaii University.*
- With Pure ALOHA each station **sends a frame whenever it has a frame to send** (without requesting any permission).
- However, since there is **only one channel to share**, there is the **possibility of collision** between frames from different stations.
- The pure ALOHA protocol **relies on acknowledgments (ACK)** from the receiver, to **indicate** if the frame have been **received successfully**.
 - If the **acknowledgment does not arrive** after a **time-out period**, the **station assumes** that the **frame has been destroyed**.

ALOHA

Pure ALOHA

16



- A collision involves two or more stations.
- If all the stations that were involved in a collision try to **resend their frames after the time-out period**, the frames **will collide again**.
- Thus, when the **time-out period passes**, each station **waits a Random Amount** of time before resending its frame.
 - ▣ The **randomness will help avoid more collisions**. We call this time the **Back-off time** (T_B)
 - ▣ After a **maximum number of retransmission attempts (K_{max}) a station must give up and try again later** → Prevents congesting the channel with retransmitted frames - αποφεύγει την συμφόρηση του καναλιού.

ALOHA

Pure ALOHA – Procedure used

17

- With Pure ALOHA, all frames from any station are **equal in size** and of a **fixed length** (L bits)
- Since all stations produce frames with equal frame lengths, all the stations need equal **Transmission Time** (T_{fr})* to transmit their frames.
- A station that has a frame ready to be send, can **transmit at any time.**

Transmission Time (T_{fr}): *The time from the first bit until the last bit of a frame has left the transmitting node.*

$$T_{fr} = \text{Frame Size (in bits)} / \text{Bit Rate of the Channel (in bits/sec)}$$

ALOHA

Pure ALOHA – Procedure used

18

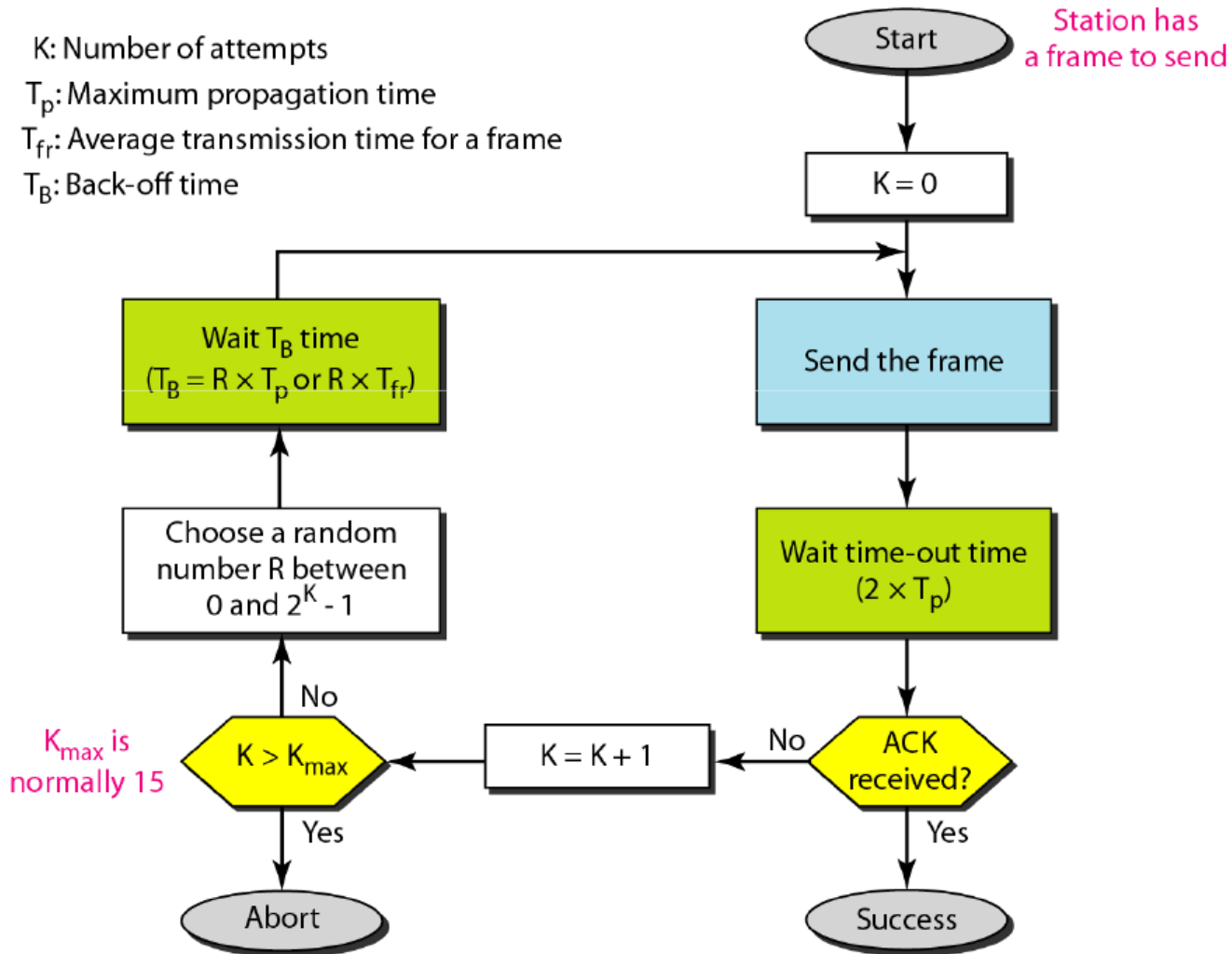
- After transmitting a frame, the sender **waits for an acknowledgment (ACK)** for an amount of time equal to the **maximum Round-Trip Propagation Delay* = $2 \times T_p$**
- If no **ACK** is received, the sender assumes that the frame has been destroyed.
- Then, it **waits for a Random amount of time (Back-off time)** and resends that frame.
- If the station fails to receive an **ACK** after a specific number of repeated transmissions (**K_{Max}**), it gives up and tries again in a later time.

Propagation Delay(T_p): The Time it takes for a bit of a frame to travel between two separated stations. **$T_p = \text{Distance} / \text{Velocity of signal (speed of light)}$**

ALOHA

Pure ALOHA – Procedure used

19

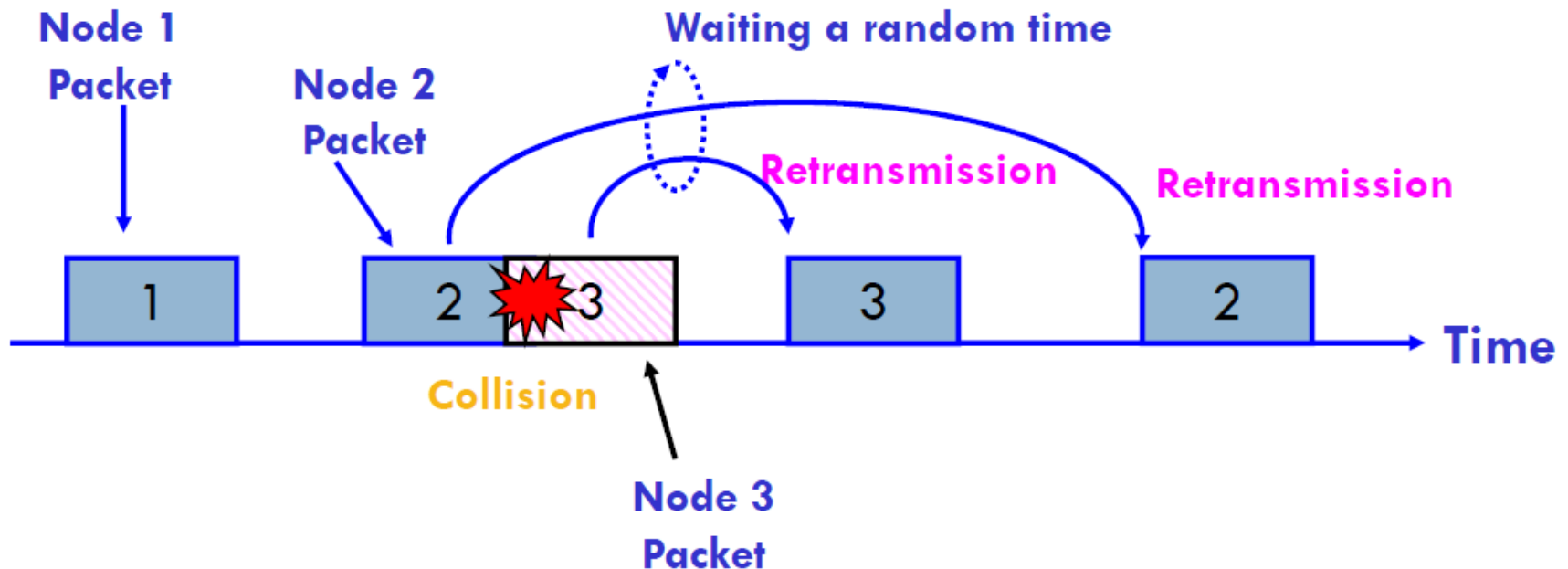


ALOHA

Pure ALOHA

20

- Collision avoidance mechanism
 - The stations (nodes) involved in a collision **retransmit their frames after a Random Period of time.**

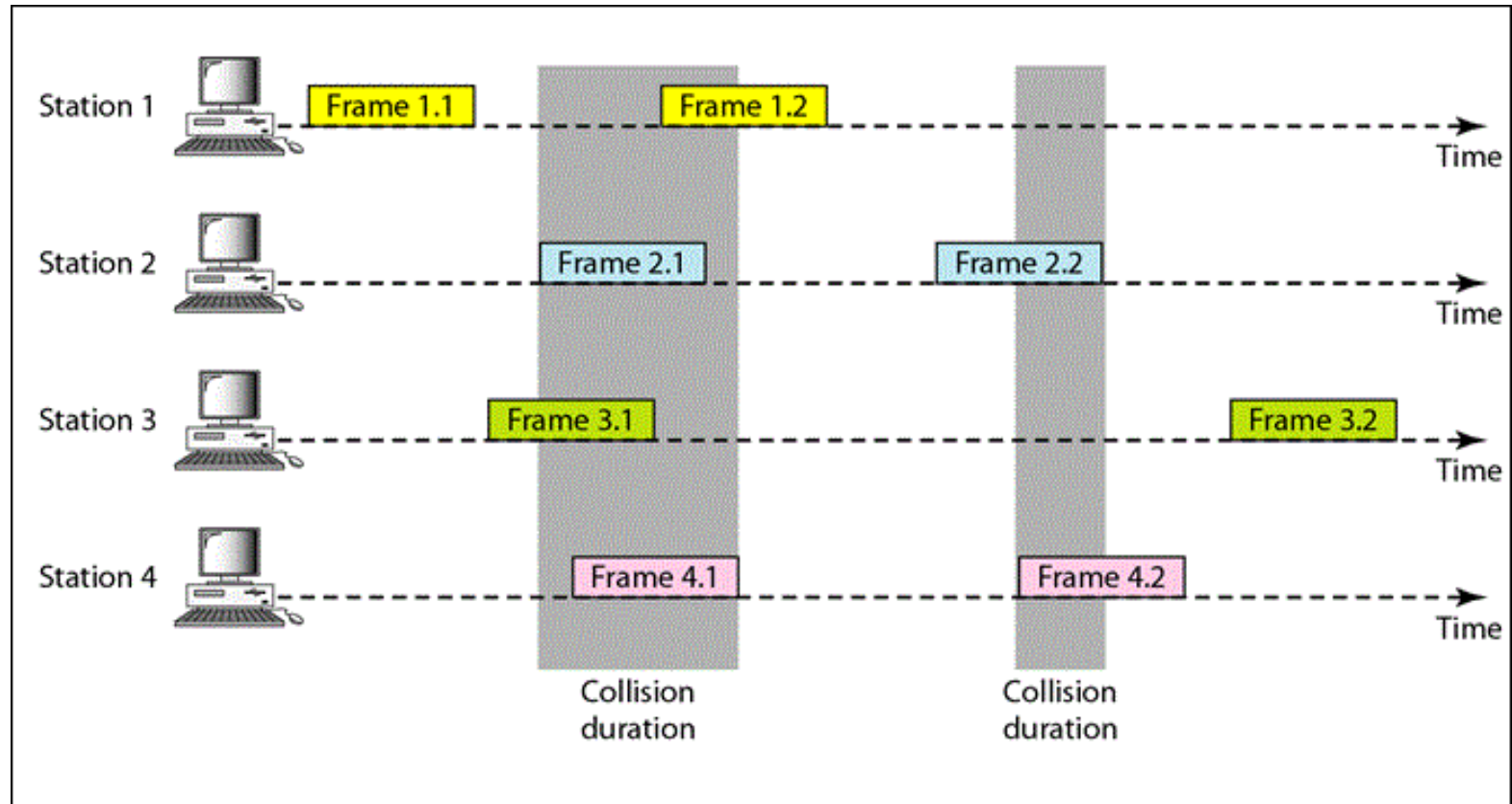


ALOHA

Pure ALOHA

21

- Frames transmission in a Pure ALOHA Network
 - Collision involves two or more stations




ALOHA

Pure ALOHA

22

- Collisions in Pure ALOHA (Complete and Partial)

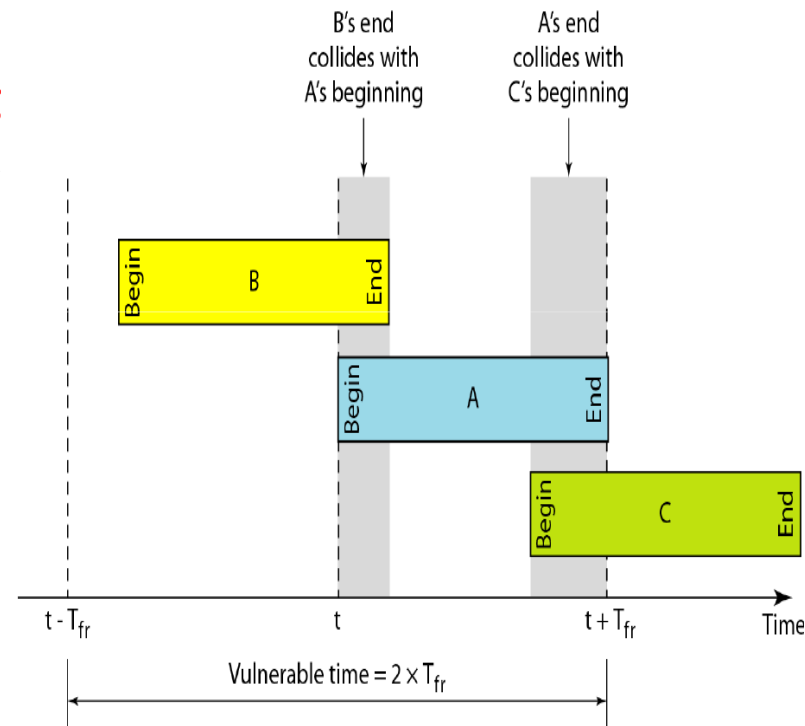


ALOHA

Pure ALOHA – Vulnerable Time

23

- Let t be the time at which the **sender A** wants to send a frame and T_{fr} is the frame time (*Number of Bits in Frame / Bit Rate of the Channel*).
- In order to avoid any collisions, if the **sender A** starts transmission **at time t** , it needs all other stations (e.g., **sender C**) to **refrain from transmitting** during the time from t to $t + T_{fr}$.
- Also it needs all other stations (e.g., **sender B**) to **refrain from transmitting within one frame time (T_{fr})** before its start. Thus all other stations should **refrain from transmitting** during the time from $t - T_{fr}$ to t , otherwise they will collide.
- Thus, the **vulnerable period** (η ευάλωτη περίοδος για συγκρούσεις) for the frame of A's is $2 \times T_{fr}$. (from $t - T_{fr}$ to $t + T_{fr}$)



ALOHA

Pure ALOHA – Vulnerable Time Example

24

- **Example:** A pure ALOHA network transmits 200-bit frames on a shared channel of 200 kbps. What is the Vulnerable time? Assuming that a station is sending a frame at time t , what is the requirement in order to make the frame collision-free?

- **Solution:**
 - **Frame Transmission Time (T_{fr})** = 200 bits/200 kbps = 1 ms.
 - The **Vulnerable Time** is $2 \times 1 \text{ ms} = 2 \text{ ms}$.
 - Assuming that a station is sending a frame at time t , this means that **no other station should send** a frame within the period of **$t - 1 \text{ ms}$ and $t + 1 \text{ ms}$** .

ALOHA

Pure ALOHA – Efficiency of Throughput

25

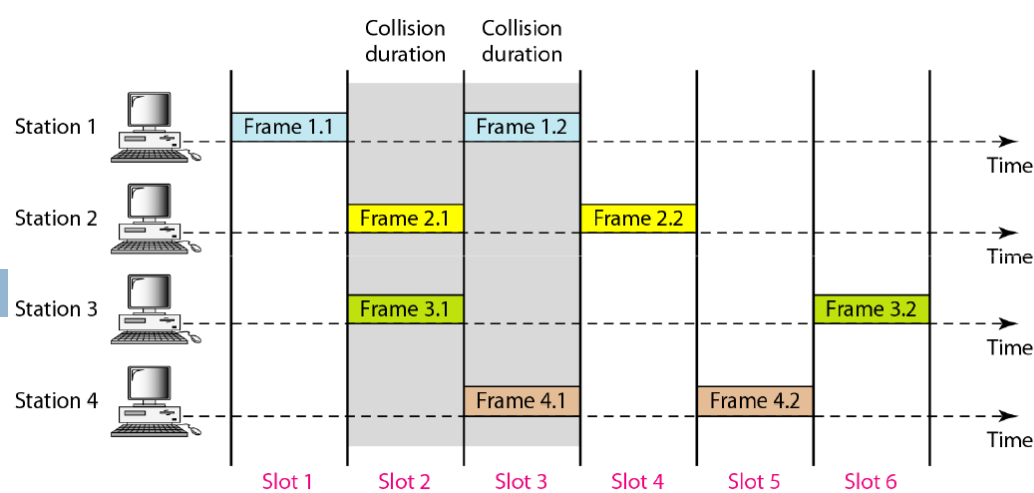
- **Efficiency of Throughput** is the **percentage of the transmitted frames that arrive successfully (without collisions)**.
- Pure ALOHA maximum efficiency of Throughput is **~18%**.
More specifically:
 - ▣ If we transmit **F frames/s**, then on average **$0.18 * F$ frames will arrive successfully**, without the need of retransmission.

Throughput or **network throughput** is the rate of successful message delivery over a communication channel. A typical method of performing a measurement is to transfer a 'large' file from one system to another system and measure the time required to complete the transfer or copy of the file. The **throughput is then calculated by dividing the file size by the time required to complete the transfer**. Then the throughput can be measured in megabits, kilobits, or bits per second.

ALOHA

Slotted ALOHA

26



- Was invented to **improve the efficiency of throughput** of Pure ALOHA, by **reducing the vulnerable time** of Pure ALOHA (Pure Aloha has a **vulnerable time** of $2 \times T_{fr}$)
- To achieve the aforesaid, in slotted ALOHA the **time is divided into slots** (each slot of period equal to T_{fr}) and **force the station to send only at the beginning of the time slot**.
- A **central clock** or a **station, informs** all stations **about the start of a each time slot**.
- Because a station is **allowed to send** only at the **beginning of the synchronized time slot**, if a station misses this moment, it must **wait until the beginning of the next time slot**.

ALOHA

Slotted ALOHA

27

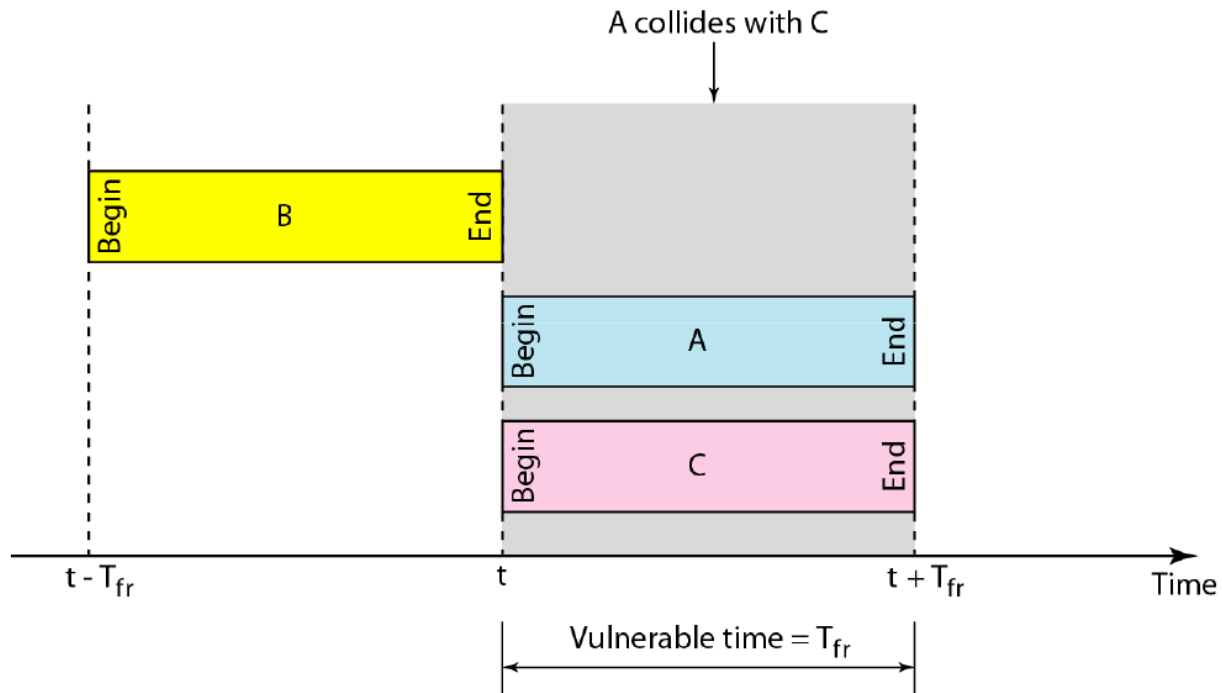
- Of course, there is **still the possibility of collision** if two stations **try to send at the beginning of the same time slot**.
- However, **the vulnerable time is now reduced to half** (equal to T_{fr}).
- By reducing the Vulnerable time from $2xT_{fr}$ to T_{fr} , Slotted ALOHA managed to **increase the maximum channel throughput to ~37%**

ALOHA

Slotted ALOHA – Vulnerable Time

28

- The only case that frames of two or more stations can collide is only when the stations transmit their frames using the same time slot \rightarrow Vulnerable time = T_{fr} .

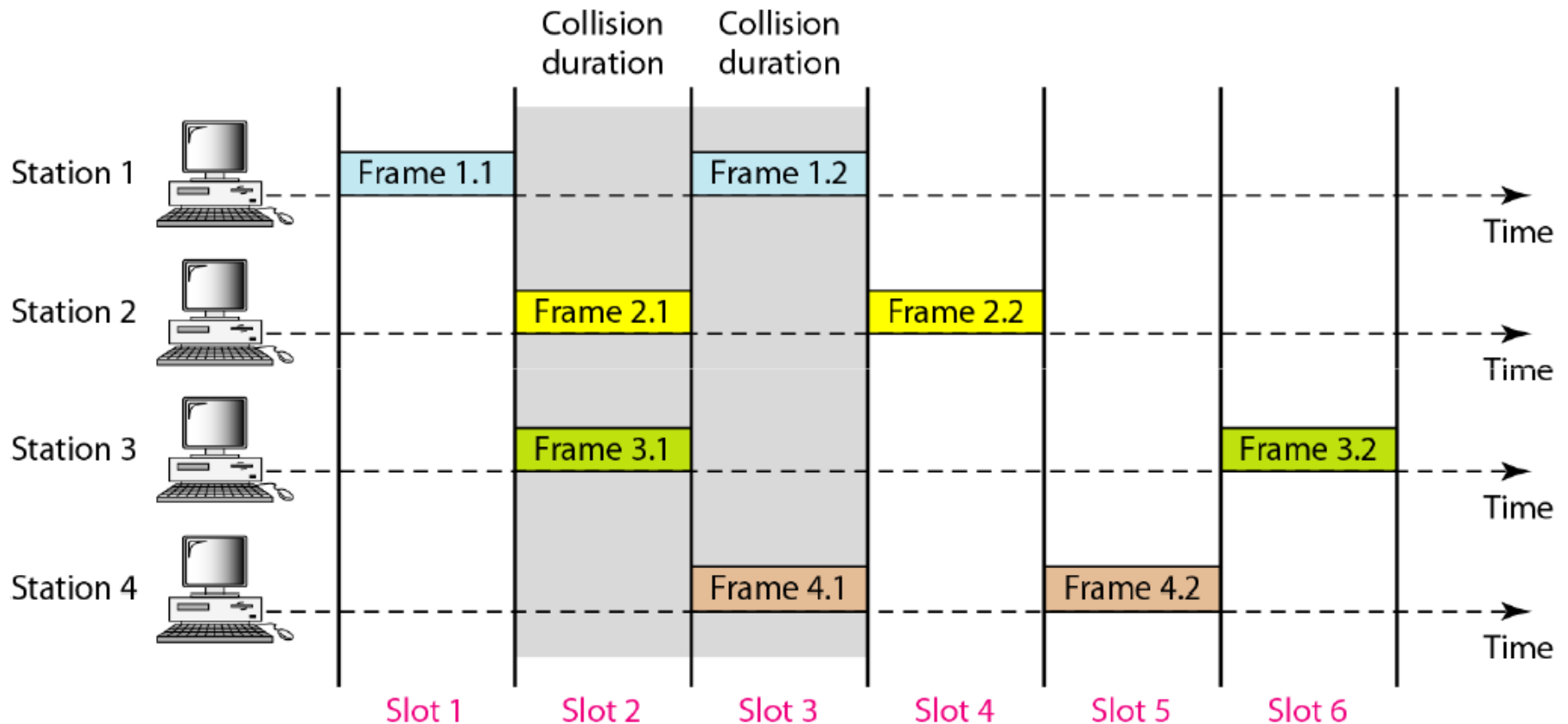


ALOHA

Slotted ALOHA

29

□ Frames transmission in a Slotted ALOHA Network

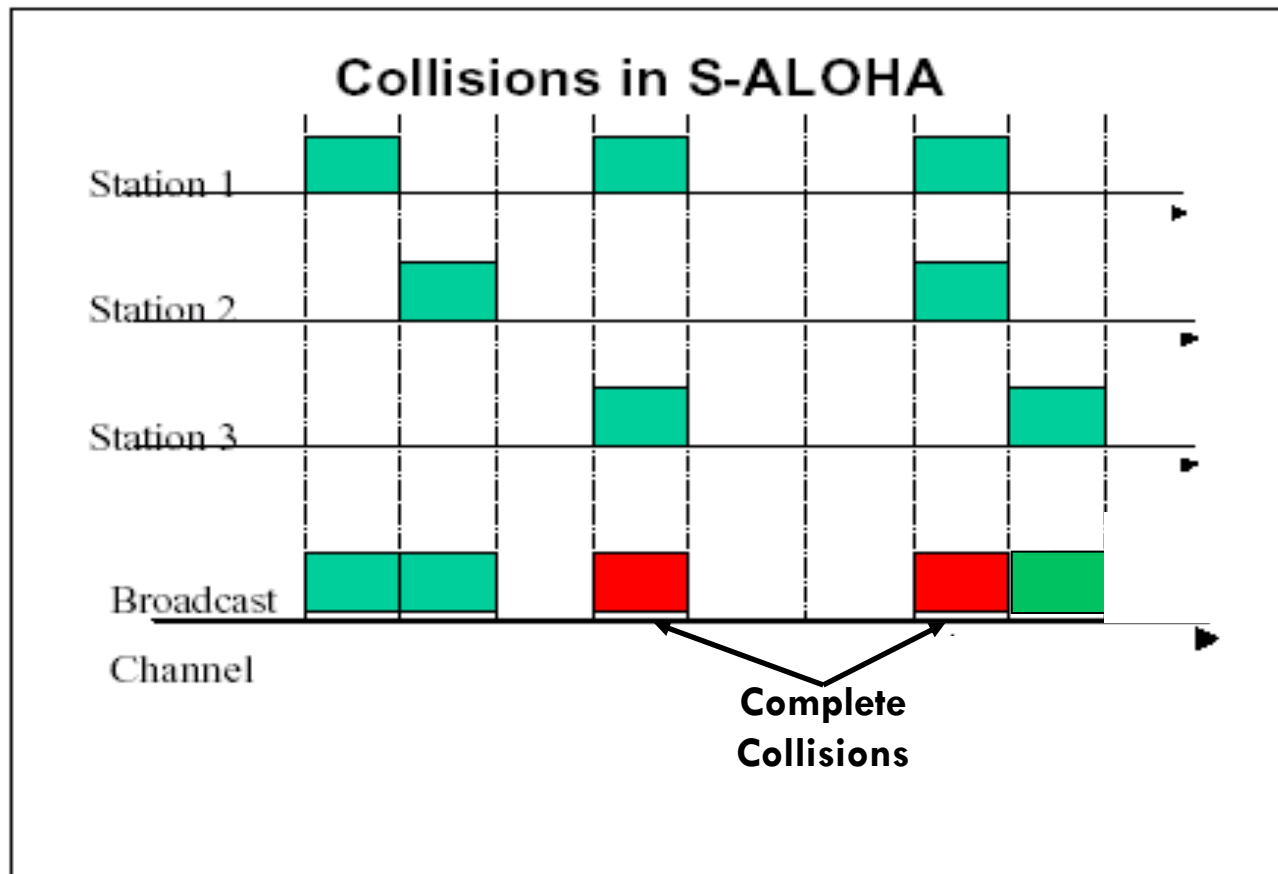


ALOHA

Slotted ALOHA

30

- Collisions in Slotted ALOHA (Only Complete Collisions)

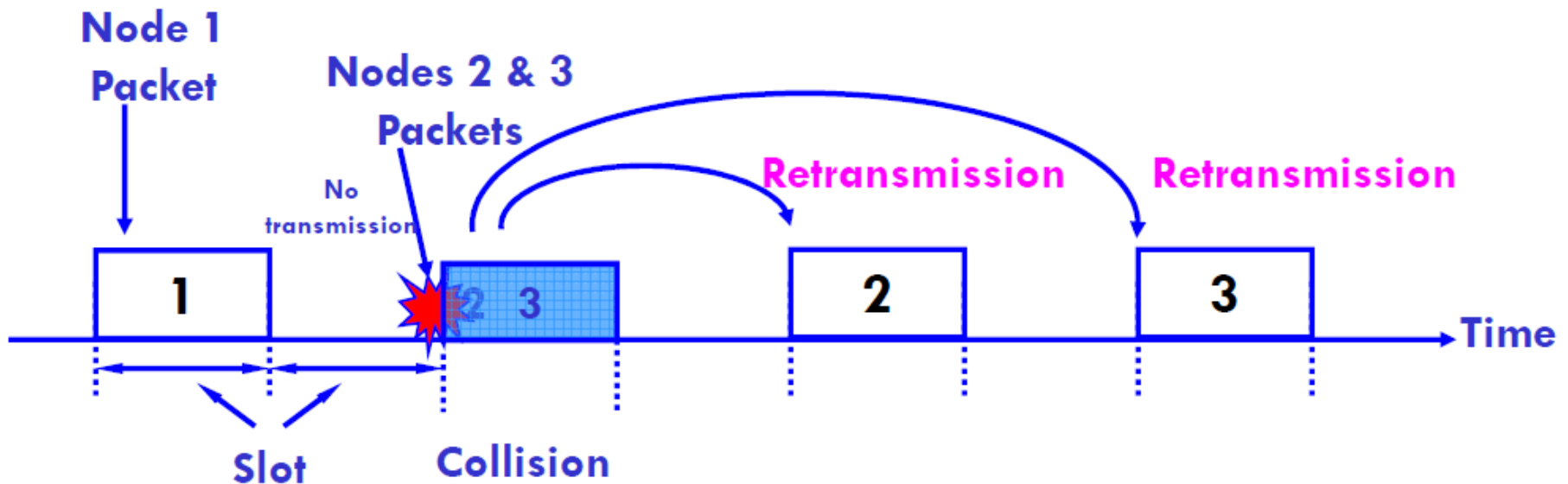


ALOHA

Slotted ALOHA

31

- Collision avoidance mechanism
 - Similar to the Pure Aloha. **Retransmission takes place in random selection of a slot time.**



ALOHA

Advantages and Disadvantages

32

- **Advantage of ALOHA protocols**
 - A station that has frames to be transmitted (i.e., an active station) **can transmit continuously** at the **full rate of channel** (R bps), if it is the **only station with frames**.
 - **Very simple to be implemented**
 - **No master station** is **needed** to control the medium
- **Disadvantage of ALOHA protocols**
 - If the **number of active stations increases**, the **possibility of collisions** is also **increased**.
 - This causes **low channel utilization** (i.e., **low throughput**)

CSMA (Carrier Sense Multiple Access)

33

- **CSMA Basic**
 - ▣ **Improvement compared to ALOHA protocols:** Stations **does not** just **transmit immediately** when they have a frame to send. **First they sense the channel** and start frame transmission only **if no other transmission is ongoing.**
- **CSMA/CD (CSMA with Collision Detection)**
 - ▣ **Improvement:** Stop ongoing frame transmission if a collision is detected. → *Cannot be used with Wireless Transmissions*
- **CSMA/CA (CSMA with Collision Avoidance)**
 - ▣ **Improvement:** Senses both the medium and the “possibility of collision” before start transmitting a frame, in order to avoid collisions.
 - ▣ **CSMA/CA with ACK:** Enhances reliability of the Acknowledgements
 - ▣ **CSMA/CA with RTS/CTS:** Solves the Hidden Terminal Problem

CSMA (Carrier Sense Multiple Access)

34

- The maximum throughput achievable by Slotted ALOHA is only **36.8%**.
 - ▣ Thus, with Slotted ALOHA if we transmit **F** frames/s, then **0.368 * F frames** will **arrive successfully** on average without the need of retransmission)
- **We need to find another way of improving throughputs and supporting high-speed communication networks.**
- **CSMA** gives **improved throughput** compared to **ALOHA** protocols.
 - ▣ **Significantly minimizes potential collision** in a shared channel **by simply having the terminals listening (sensing) to the channel before transmitting a frame!!!**

CSMA (Carrier Sense Multiple Access)

35

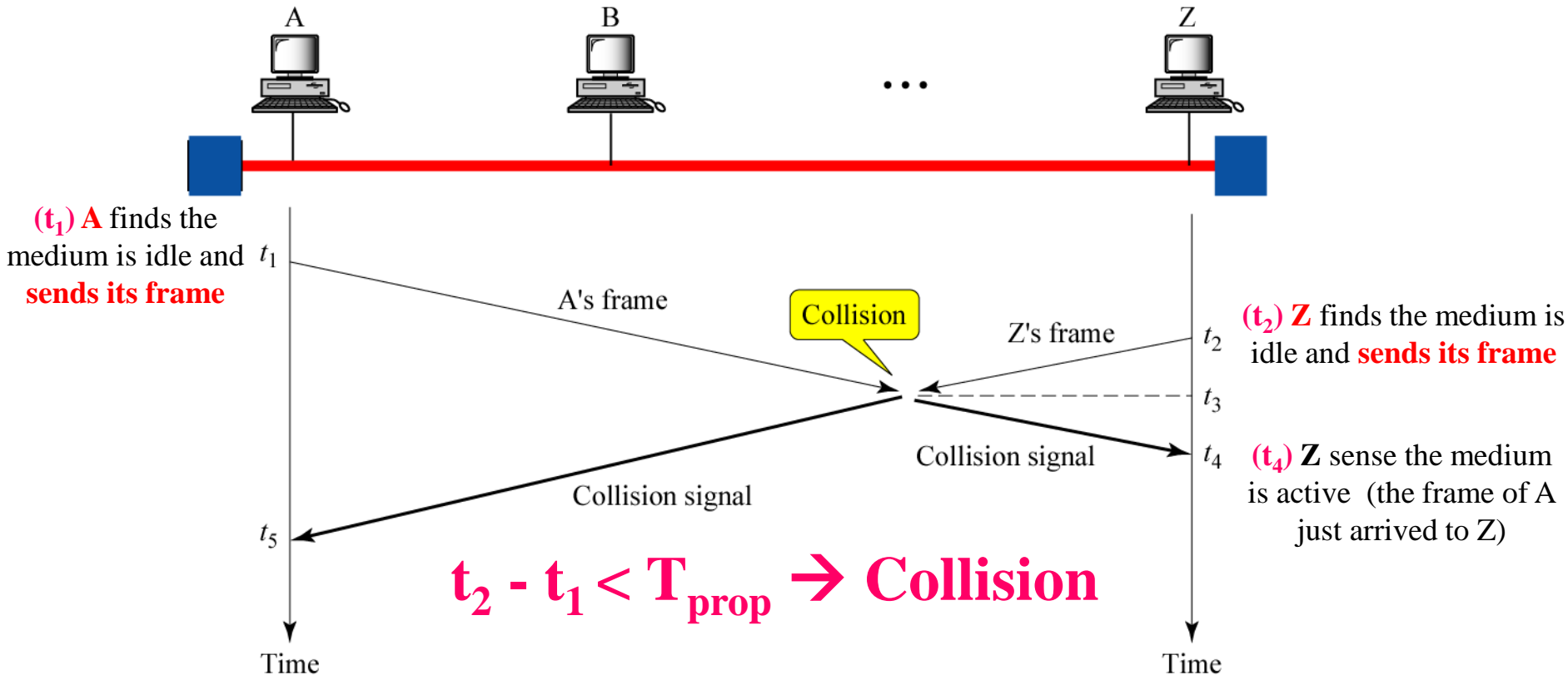
- CSMA protocols are based on the fact that each station on the network is **able to monitor the status of the channel** before transmitting information.
 - ▣ Listens to the channel before transmitting a frame (avoid avoidable collisions – αποφεύγει συγκρούσεις που θα μπορούσαν να αποφευχθούν).
 - ▣ Can **reduce the possibility of collision but cannot eliminate it.**

Question: Why may there be a collision, if each station listens to the channel before transmitting a frame?

Answer: Possibility of collision still exists because of **Propagation Delay**. When a station sends a frame, **it takes time (T_p) for the first bit to reach every station and for every station to sense it.**

CSMA (Carrier Sense Multiple Access) Collisions

36



Vulnerable period for CSMA: Equals to the Propagation Time
(T_{prop} ; the time needed for the signal to propagate from one end of the channel to the other)

CSMA (Carrier Sense Multiple Access)

Types of CSMA Protocols

37

- **Types of CSMA**
 - ▣ Non-Persistent CSMA
 - ▣ Persistent CSMA
 - 1-Persistent CSMA
 - p-Persistent CSMA

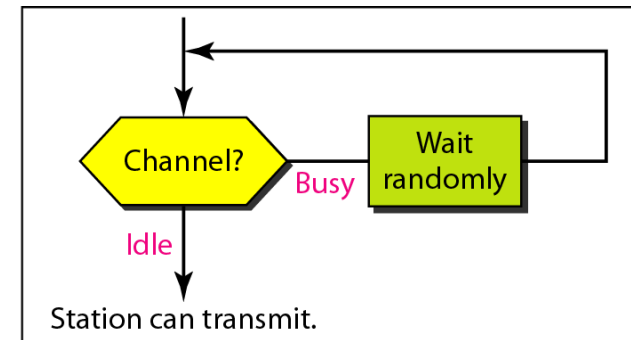
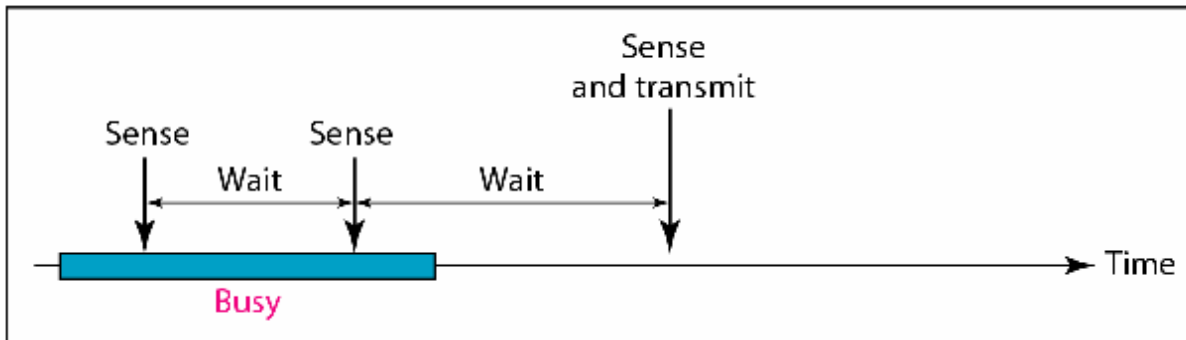
- Different types of CSMA protocols that **determine:**
 - ▣ **What** a station **should do** when **channel is idle**?
 - ▣ **What** a station **should do** when **channel is busy**?

CSMA (Carrier Sense Multiple Access)

Non-Persistent CSMA

38

- The station **senses the channel first** whenever it has a frame to send.
 - If the channel is **busy**, the station **waits for a random amount of time** and **senses the channel again**.
 - If the channel is **idle**, the station **transmits the frame immediately**.
 - If a **collision** occurs, the station **waits for a random amount of time** and **starts all over again**.
- Non-persistent Stations are **deferential (respect others)**



CSMA (Carrier Sense Multiple Access)

Non-Persistent CSMA

39

- **Performance:**
 - By having the station **sensing the channel before transmitting** its frames, the possibility of a collision is highly **reduced** (since the vulnerable time is Reduced to T_{prop}) and thus **the throughput is increased**.
 - Random selection of waiting time (when the medium is found busy) **reduces probability of collisions** because two stations with frames to be transmitted, will **wait for different amount of times**.

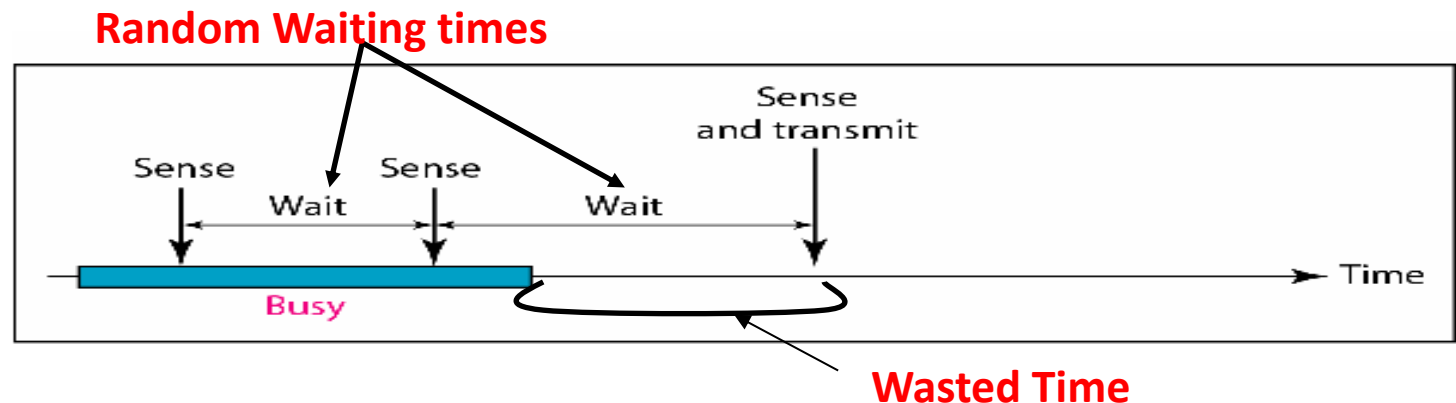
CSMA (Carrier Sense Multiple Access)

Non-Persistent CSMA

40

□ Performance:

- However, **Bandwidth is wasted** if the **waiting time** selected is **large**.
- This is because **following an end of a transmission**, the **channel will remain idle**, even if **one or more stations have frames to send** (reduces spectral efficiency)

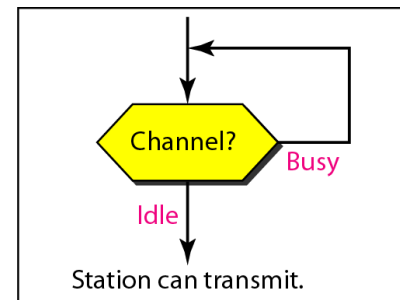
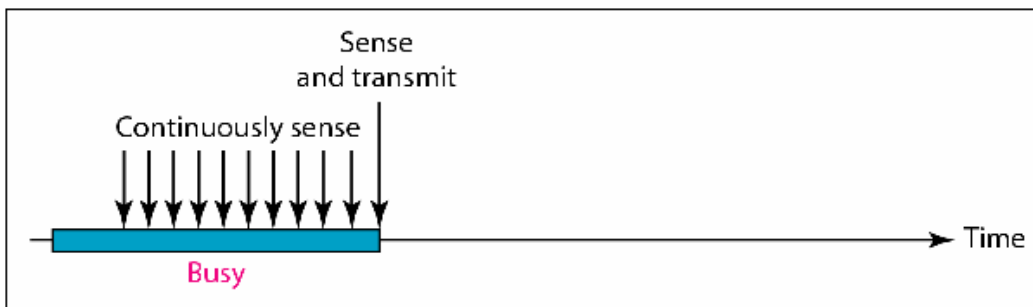


CSMA (Carrier Sense Multiple Access)

1-Persistent CSMA

41

- **1-Persistent CSMA** is used to **avoid idle channel time**.
- The **station continuously senses the channel** when it has a frame ready to send.
 - ▣ If the channel is **idle** the station **transmits immediately**;
 - ▣ If the channel is **busy**, the station **keeps listening to the channel** and **transmits** the frame **immediately after the channel becomes idle**
 - ▣ If a **collision** occurs, the station **waits for a random amount of time** and **starts all over again**.



CSMA (Carrier Sense Multiple Access)

1-Persistent CSMA

42

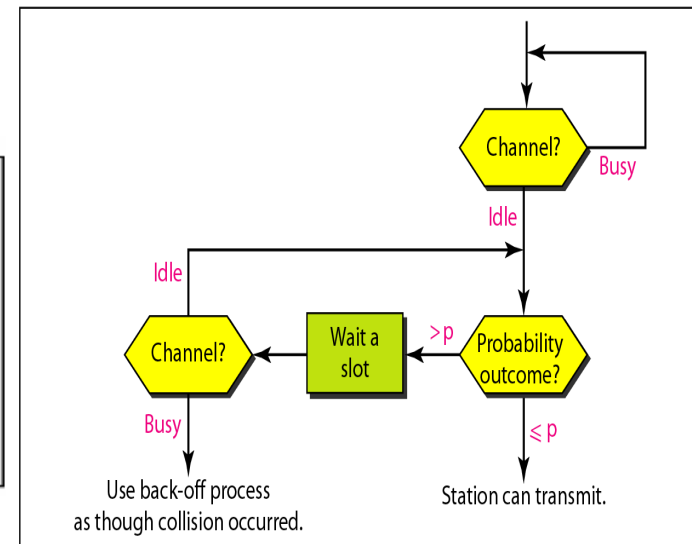
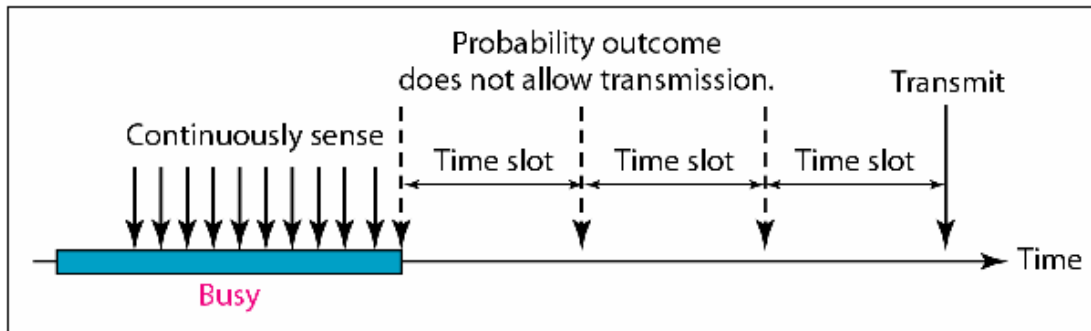
- **Performance:**
 - ▣ 1-persistent stations are **selfish**
 - ▣ Is called 1-persistent because the station **transmits with a probability of 1** whenever **it finds the channel to be idle**.
 - ▣ Increases the **chance of collisions** if **two or more stations have ready frames** to be **transmitted** at the **same time**
 - ▣ They will **both wait for the channel to become free**, and thus they will **start transmitting their frames at the same time** → **Collision is Guaranteed!**

CSMA (Carrier Sense Multiple Access)

p-Persistent CSMA ($0 \leq p \leq 1$)

43

- Time is divided into **slots** where each time slot typically equals to the **Round Trip Propagation delay time ($2 \times T_{prop}$)**.
- The **MS** senses the channel **when it has a frame to send**.
 1. If the **medium is idle**, then the station **estimates a random number (P_r)** between 0 and 1.
 - If ($P_r \leq p$) then the station will **transmit the frame, OR**
 - If ($P_r > p$) the station **refrains (αναβάλει) transmission** until the **next slot**, then repeat from **1**.

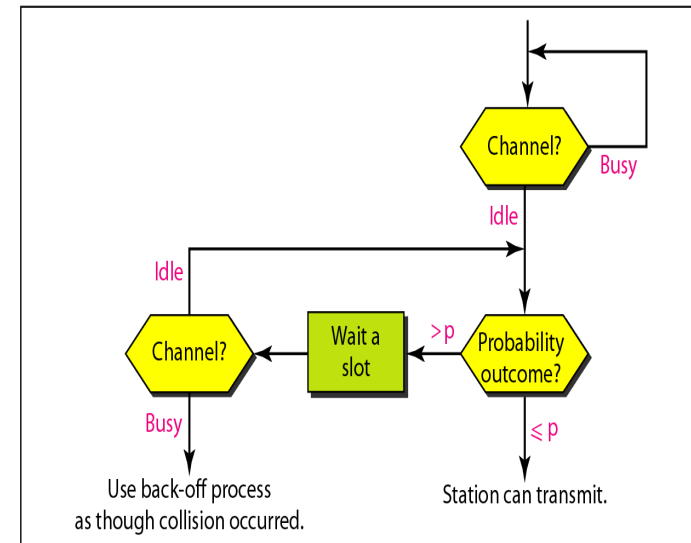
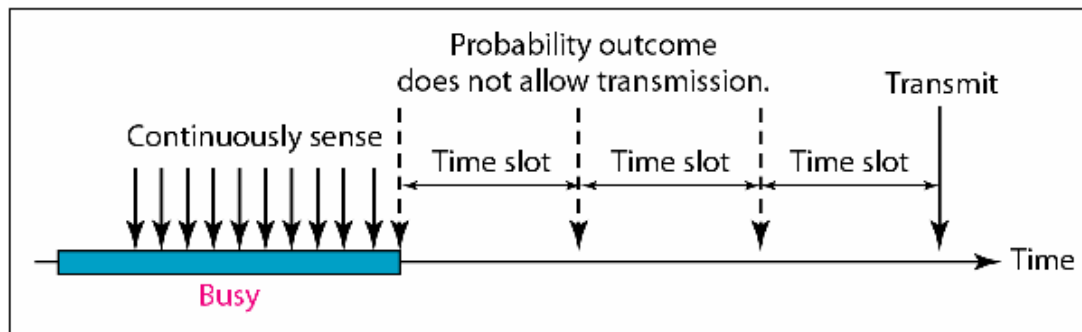


CSMA (Carrier Sense Multiple Access)

p-Persistent CSMA ($0 \leq p \leq 1$)

44

2. If the **channel is busy**, the station will **continuously listen** to the channel **until** the channel **becomes idle**, and then repeat from **1**.
3. If a **collision occurs**, the MS **waits** for a **random amount of time** and **starts all over** again by sensing the channel.



CSMA (Carrier Sense Multiple Access)

p-Persistent CSMA

45

- Performance
 - Reduces the possibility of collisions
 - Reduces channel idle time

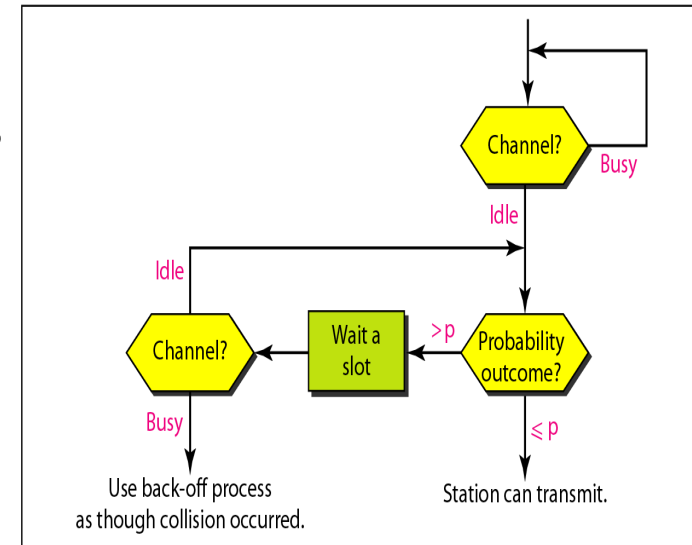
- **p** has to be **selected with care**

- If **p small**, then **more wasted time**

- Because if **p** small, the **possibility to have**, in some cases, **all stations refraining from transmission will be higher**. **No station will use the channel** at some periods of time.

- If **p large**, **more collisions**

- Because if **p** large, the **possibility to have more than two stations transmitting at the same time** be higher and thus **more collisions will occur**.



CSMA (Carrier Sense Multiple Access)

Comparison of Random Access Protocols

46

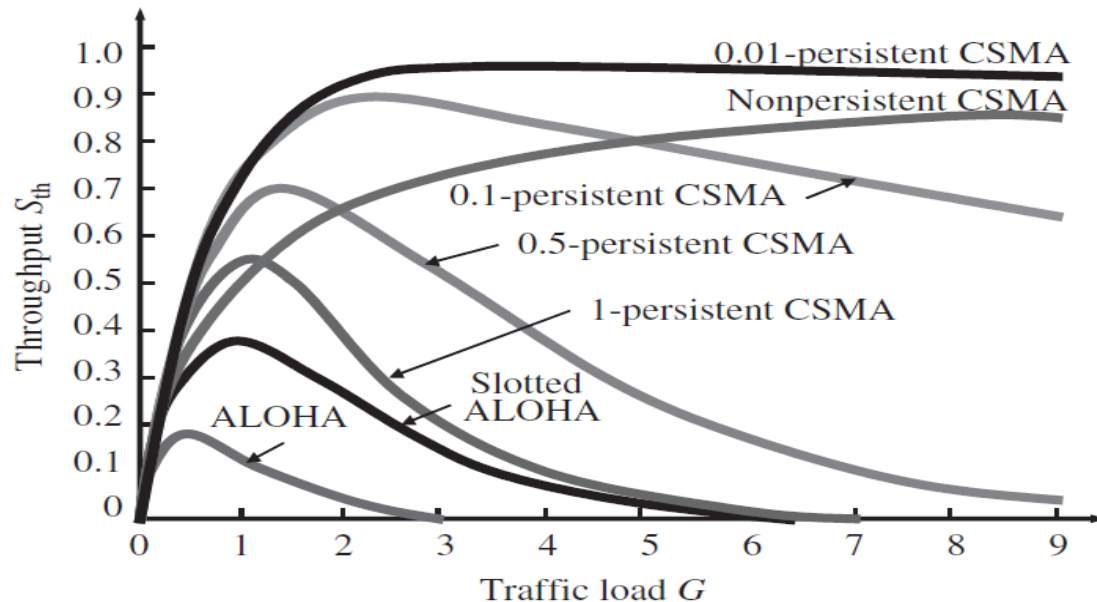
- Comparison of the channel utilization versus load for various Random Access Protocols

S: Throughput in frames per time slot

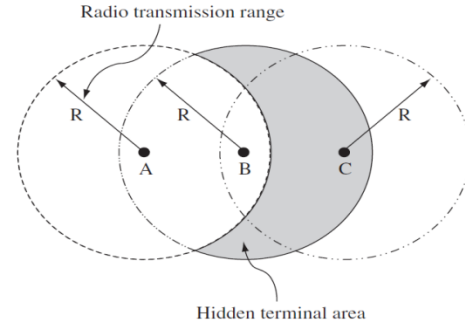
G: Is the traffic load $\rightarrow G = gT$

T: duration of frame transmission

g: Rate of packets per sec (offered load to the channel)



Hidden Terminal Problem



47

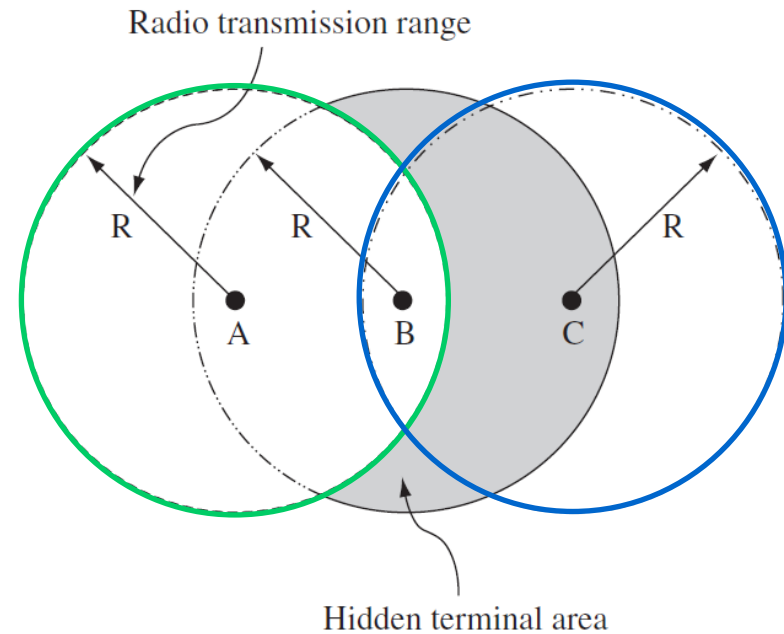
- CSMA protocol and its variants can reduce collisions drastically, however it **still suffers** from a **problem** called **Hidden Terminal**.
- **Hidden Terminals** refer to the stations that are **out of each others' radio transmission and sensing range** (for example A and C).
 - ▣ For example this can occur in an **ad hoc (i.e., infrastructure-less) wireless network** where the stations are **randomly distributed** (τυχαία διασκορπισμένα).
 - ▣ Wireless stations **have limited transmission ranges** and **not all stations are within the radio range of each other** (and thus **cannot sense** their transmissions).
- The **Hidden Terminal Problem** occurs when two or more **Hidden Terminals (A and C)** are **sending their frames simultaneously**, to a Terminal that is located in **their common coverage area (B)**.

Hidden Terminal Problem

48

Example: Hidden Terminal Problem

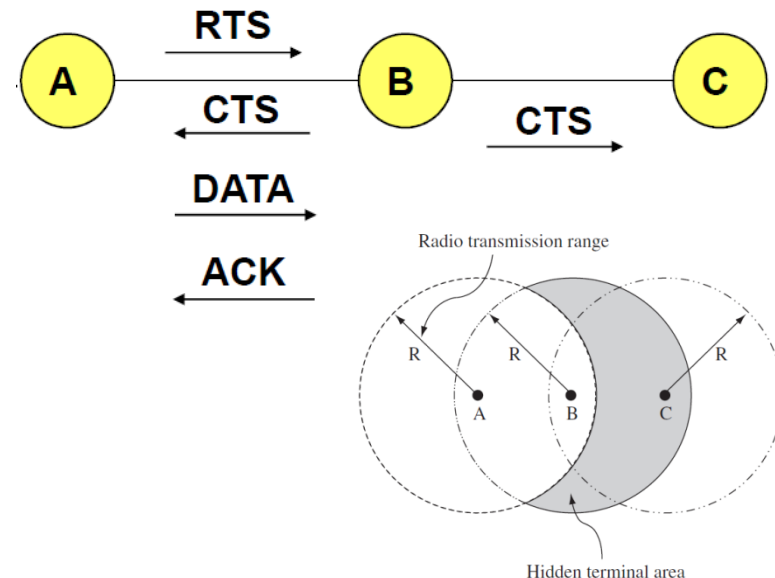
- Stations **A** and **C** can communicate with Station **B**
- But Station **A** and **C** **cannot hear each other** since they are out of each other's radio transmission/sensing range (**Hidden Terminals**).
- Station **A** transmits to Station **B**
- If Station **C** "senses" the channel, it **will not hear** Station **A**'s transmission and **falsely conclude** that it **can begin a transmission** to Station **B**.
- Which will **cause a collision** at Station **B**.



CSMA/CA with RTS/CTS (Request To Send/Clear to Send)

49

- CSMA/CA with RTS/CTS can overcome the Hidden Terminal Problem by **using handshake frames exchange (RTS and CTS) before starting transmitting their frame.**
- Assume that Station **A** is ready for transmission to Station **B**
 - ▣ Station **A** broadcasts a **RTS** frame to Station **B**.
 - ▣ After receiving the frame, Station **B** replies with a **CTS** frame back to Station **A**, **accepting the transmission.**
 - ▣ Hidden Station **C** which is in the transmission range of Node **B**, **receives** (senses) the **CTS** frame.
 - Therefore, Node **C** **knows that Node B is in communication with another station** and it **will refrain** (enter a delayed access state) **from any transmission.**



Channelization Protocols - Multiple Division Techniques for Traffic Channels

- ❑ **FDMA (Frequency Division Multiple Access)**
- ❑ **TDMA (Time Division Multiple Access)**
- ❑ **CDMA (Code Division Multiple Access)**
- ❑ **OFDMA (Orthogonal Frequency Division Multiple Access)**

Introduction

- The Random Access Protocols discussed in the previous slides **coordinates access of multiple sending/receiving stations using the same channel** (i.e., only one station is allowed to transmit at given point in time otherwise their frames will collide)
- These Random Access Protocols can be used in **Infrastructure-less based Networks (Ad Hoc networks)** for **exchanging data** between the Mobile Stations (MSs).

Introduction

- They can also be used in **Infrastructure based** networks, for **exchanging control information** between a MS and the BS, **before a dedicated channel is allocated to them**.
- *Note that, before a connection is established between the BS and the MS (e.g., just when the MS is switched on), the **BS is not aware about its presence** in its coverage area and thus have **no control** over the MS.*
- *The MS makes itself known to the BS by sending to it a control message indicating its readiness to send information to the BS.*
- *The channel used to send this control message is the same for all MSs in the BS's coverage area → A **Random Access Protocol** is used, to coordinate the transmissions of all the new MS requesting access to connect.*
- *The BS, in turn, advises the MS which particular traffic channel is to be used exclusively by that MS for actual information exchange.*

Introduction

53

- In a wireless infrastructure-based environment, a **BS** needs to establish a radio connection **for all the MSs in its transmission range.**
- Thus, there is a need to address the issue of **simultaneous multiple access by numerous MSs** located in the BS's coverage area.
- To achieve this, **many channels** need to be made **available.**

E.g., Wireless LAN,
Cellular Network



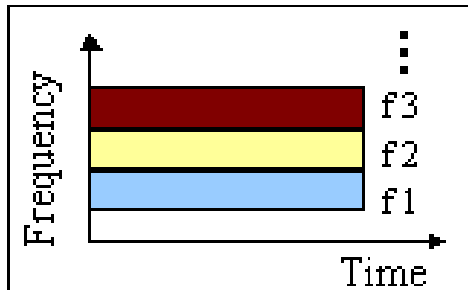
Introduction

54

- Three basic ways to **have many channels** within an allocated bandwidth: Frequency, Time, or Code.
 - Frequency Division Multiple Access (FDMA)
 - Time Division Multiple Access (TDMA)
 - Code Division Multiple Access (CDMA)

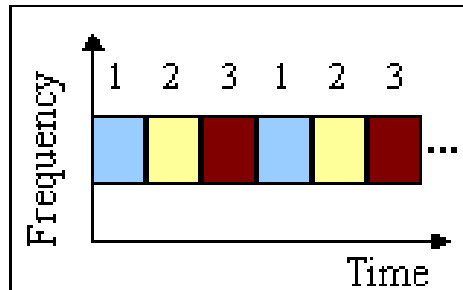
FDMA

(Frequency Division Multiple Access)



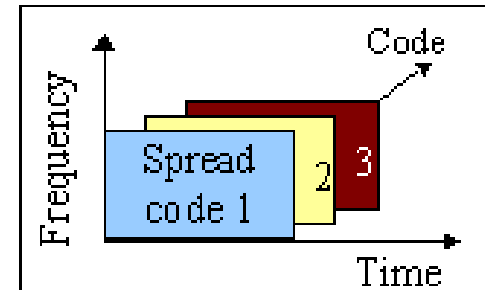
TDMA

(Time Division Multiple Access)



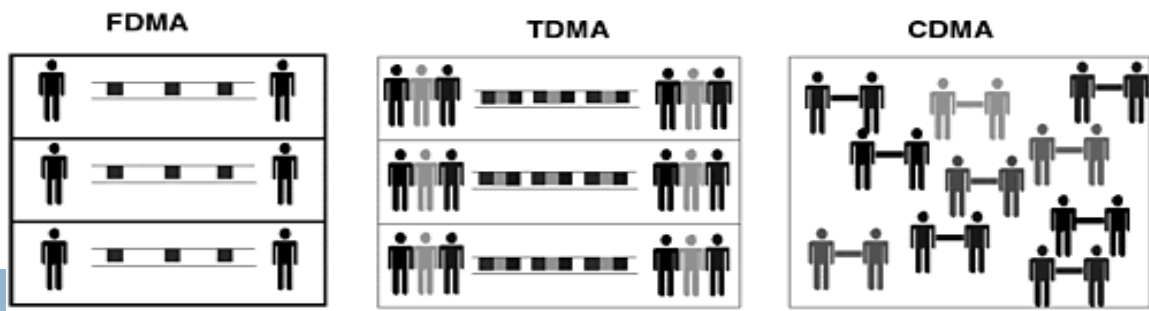
CDMA

(Code Division Multiple Access)



Introduction

55



FDMA, TDMA and CDMA – An Analogy:

- **FDMA:** A Large room is divided into small rooms (i.e., discussion rooms). A pair of people that wants to communicate will use a discussion room. If **another pair** of people wants to speak, they **must use another discussion room**.
- **TDMA:** A Large room can be divided up into small rooms (i.e., discussion rooms). **More than one pair** of people can be in the same room. Each pair will get **30 seconds to communicate**. All **other pairs** should **wait for their turn**. They can speak only when their turn comes.
- **CDMA:** All people are **in the same room**. All **pairs** can **communicate at the same time** but each pair communicates in **different language** that only those two know (i.e., different spreading codes). If **voice volume** is **minimized**, the **number of pairs** that can communicate is **maximized**.

Duplex Communication

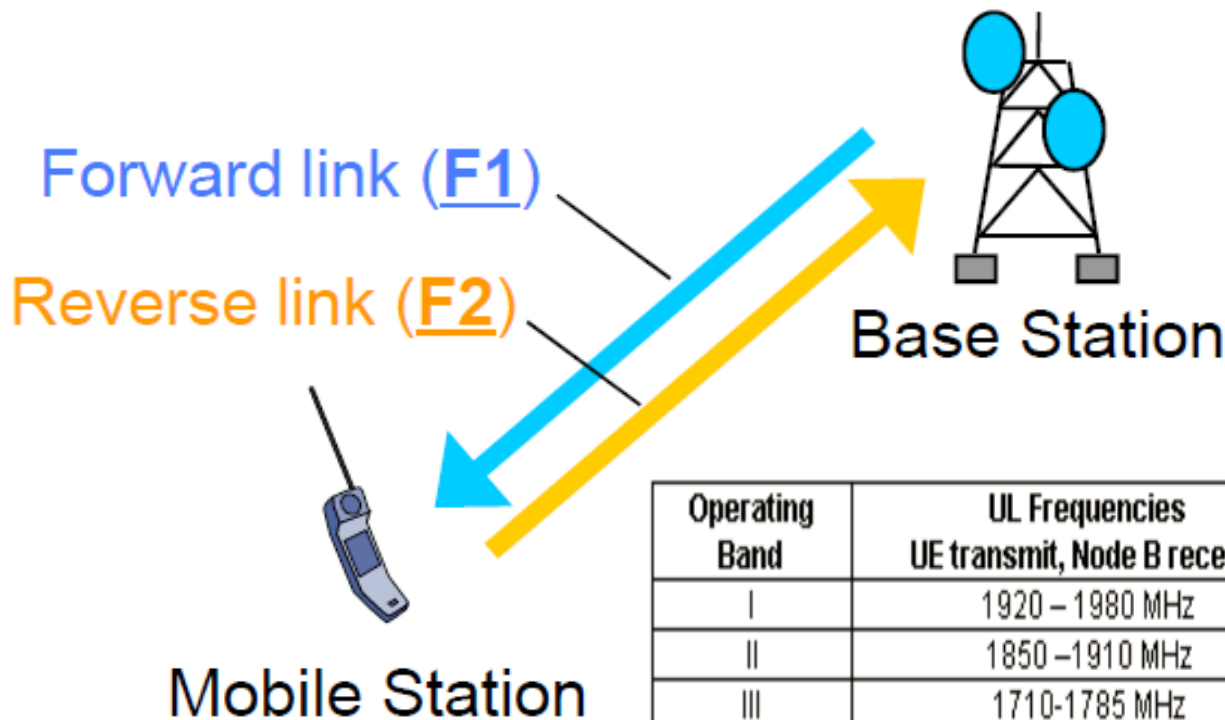
56

- To provide **simultaneous two-way communication** (duplex communications), a **Forward link** (referred as **Downlink channel**) from the BS to the MS and a **Reverse link** (referred as **Uplink channel**) from the MS to the BS are necessary.
- **Two types** of duplex systems are utilized:
 - ▣ Frequency Division Duplexing (**FDD**)
 - ▣ Time Division Duplexing (**TDD**)
- **FDMA** mainly uses **FDD**, while **TDMA** and **CDMA** systems use either **FDD** or **TDD**

Duplex Communication - FDD

57

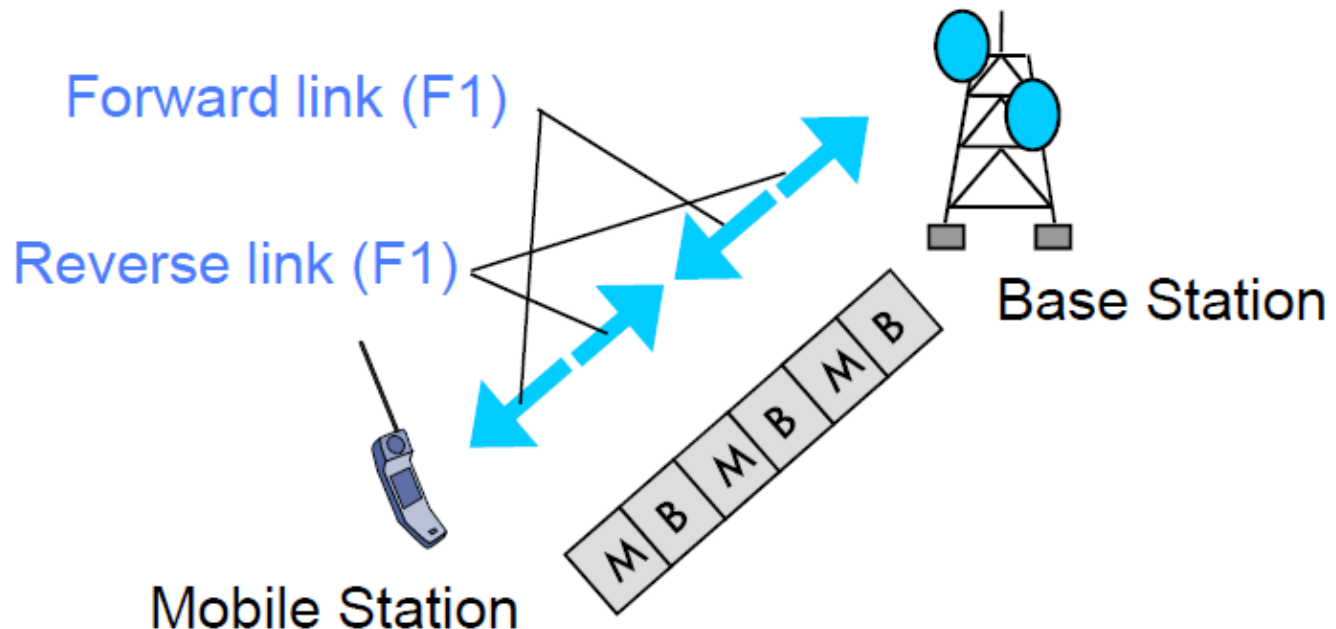
- **Forward Link** (Downlink (DL) channels) and **Reverse Link** (Uplink (UL) Channels) use **different frequency bands**.



Duplex Communication - TDD

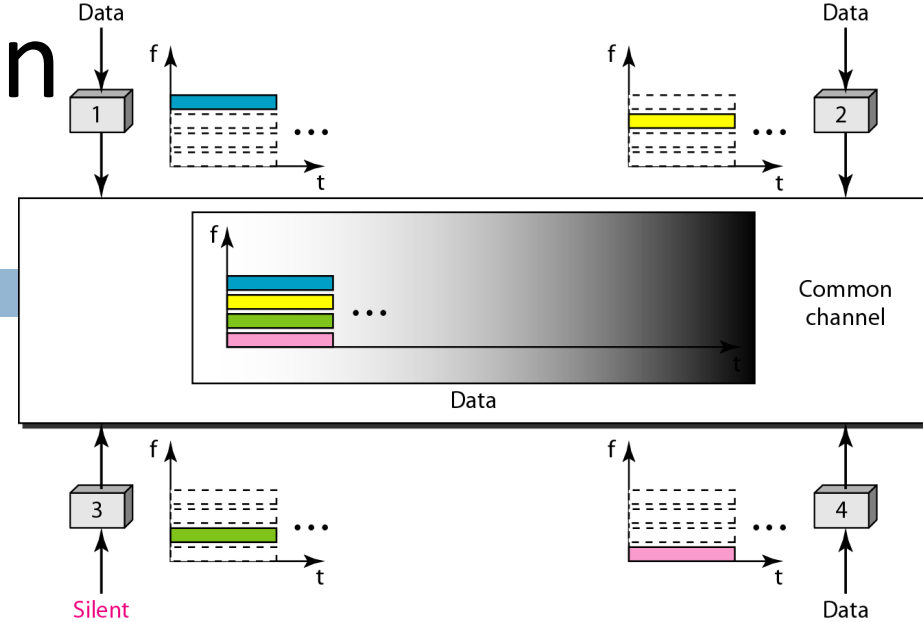
58

- **Forward Link** (Downlink channels) and **Reverse Link** (Uplink Channels) use the **same frequency band**. The Uplink and Downlink channels are **divided into time slots**. The **Mobile Station** and **Base Station** transmit **sequentially**, using the **time slots designated to them**.



Frequency Division Multiple Access

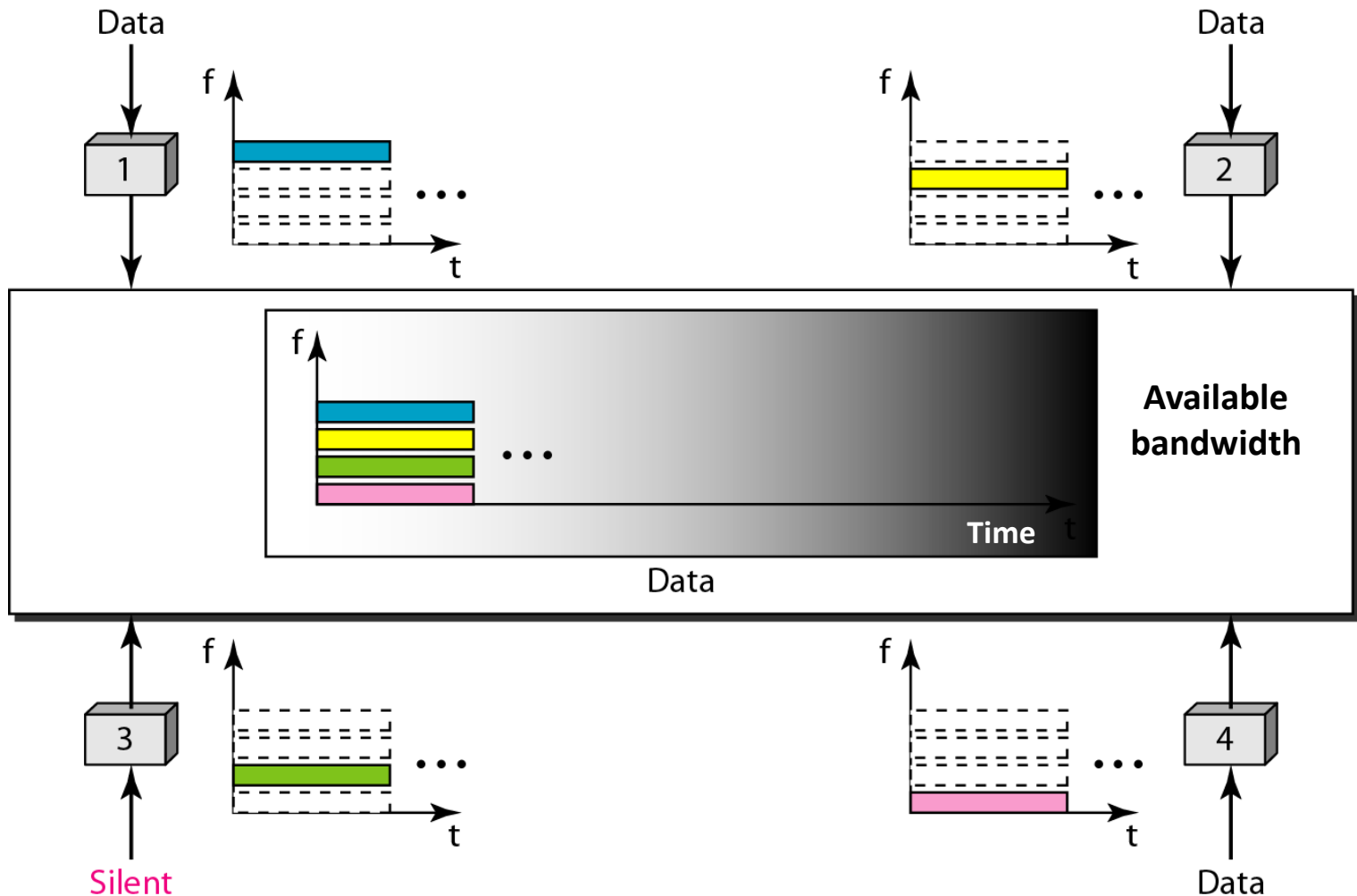
59



- **Separates a large band** (i.e., the available bandwidth) **into smaller sub-bands** (frequency bandwidths) that **forms the channels**.
- The **BS dynamically assigns a different channel** (carrier frequency) to **each active user** (MS)
- **Guard Bands** are used to **separate channels** and minimize adjacent channel interference
- Uses **Frequency Division Duplexing (FDD)**

Frequency Division Multiple Access

60



Frequency Division Multiple Access

61

- **Channels** can be **assigned on-demand**, when a user needs to communicate
- **Each user** can **only be assigned one channel**.
- FDMA is used in **narrowband systems** (e.g., 30 kHz frequency bands) → E.g., FM Radio
- FDMA was the **initial multiple-access technique used in the 1st Generation systems**.
- Used in **analog cellular phone systems** (AMPS; Advanced Mobile Phone System)

Frequency Division Multiple Access

62

Advantages:

- Provides **large time between subsequent symbols** compared to the **average Delay Spread**.
- This **reduces InterSymbol Interference (ISI)** - No serious ISI is likely to occur if the **time between symbols is longer than, say, Ten times the Average delay spread**.
- **No need for synchronization** (network timing) required because **transmission is continuous in FDMA** → **Reduces Overhead**
- **Algorithmically simple and easy to implement.**

Depending on the **propagation environment** and the **distance** of the MS from the BS, the **Delay Spread** can be in the range from **some nanoseconds (10^{-9} seconds) to some microseconds (10^{-6} seconds)**

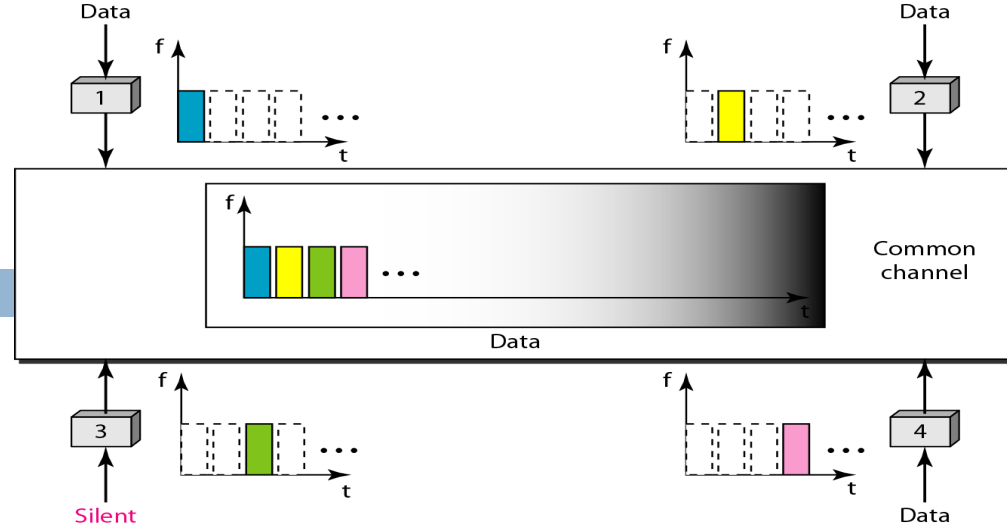
Frequency Division Multiple Access

Disadvantages:

- If there are **not enough users** for the number of available channels, the channels that are not used, will **remain idle** → **the radio spectrum is wasted** (spectral inefficient)
- Channel bandwidth is relatively narrow (30KHz) → **Low data rates** achieved in FDMA based systems.
- Presence of **guard bands** (idle unused frequency bands – 500 Hz on each side of the channel) between adjacent channels **are needed** → **Reduces spectral efficiency**
- A Channel (frequency band) allocated to a user is **reserved for the whole call duration** (even when silent) → **Reduces spectral efficiency**
- The **maximum bit rate** per channel is **fixed**.
- Requires **expensive narrowband filters** to **reduce adjacent channel interference** (i.e., interference from channels that uses adjacent frequencies)

Time Division Multiple Access

64



- In TDMA, the **available bandwidth** is **timeshared between the users** → TDMA **splits the time** into **several time slots** and **assigns the slots** among multiple users.
- **Only one user** can **transmit or receive data per slot**
- The **users are synchronized in time** using a **network-wide clock** and **each of the users takes turn** in transmitting and receiving data in its assigned time slot in a **Round Robin fashion**.
- There is a **Guard Time** between the subsequent **time slots** so that **interference caused due to multipath propagation delays** (i.e., due to delay spread), can be **minimized**.

Time Division Multiple Access

65

- The **Guard Time** used between subsequent time slots is usually **estimated by considering**:
 - **Time inaccuracies** due to clock (synchronization) instability
 - **Delay Spread** of transmitted symbols (so as to avoid Intersymbol Interference between the different users)
 - **Transmission Time Delay** (the time from the first bit until the last bit of a packet has left the transmitting station) → **Depends on the bit rate of the channel.**
- Uses Time Division Duplexing (TDD)
- Channels can **be assigned on-demand** when a user needs to communicate.

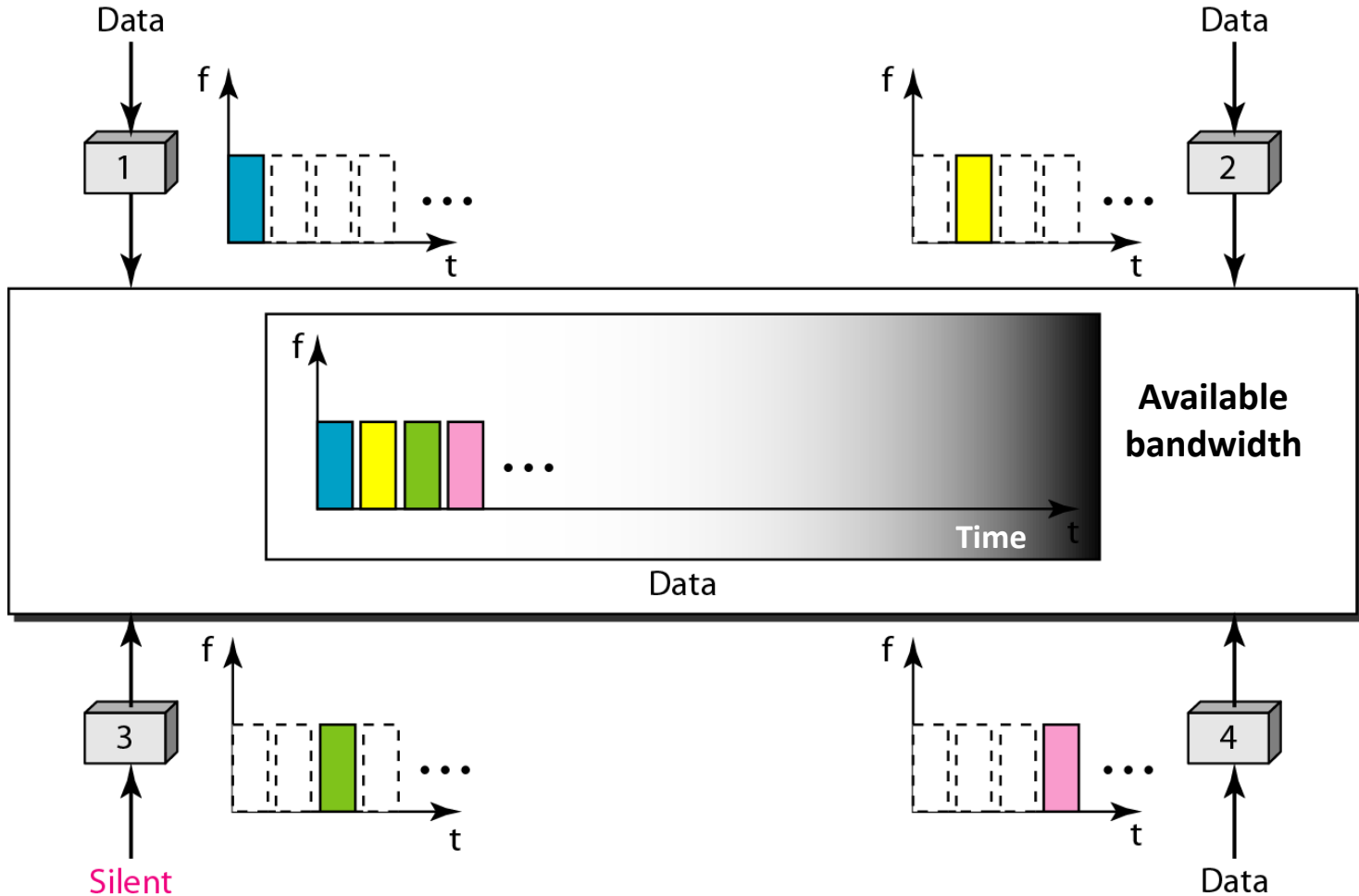
Time Division Multiple Access

66

- Widely used in the field of mobile telephones (GSM) and mobile satellite communication systems
- In radio systems, **TDMA is usually used alongside with FDMA**. This is the case for GSM (**Global System for Mobile Communications**).

Time Division Multiple Access

67



Time Division Multiple Access

68

Advantages:

- **No Guard Band** required → Enhances spectral efficiency as all frequencies of the available bandwidth are utilized
 - ▣ **Higher bit rates** achieved and **more users** can be **supported** using the **same bandwidth**, than FDMA.
- **Extended battery** and Talk time:
 - ▣ **Mobile Devices** can **save battery** power by **turning off Transmitter/Receiver**, during time slots they are not transmitting or receiving data.
- Can support **Flexible Bit Rates** → Can **allocate multiple time slots to a user**, if needed, to provide **increased data rate**.

Time Division Multiple Access

69

Disadvantages:

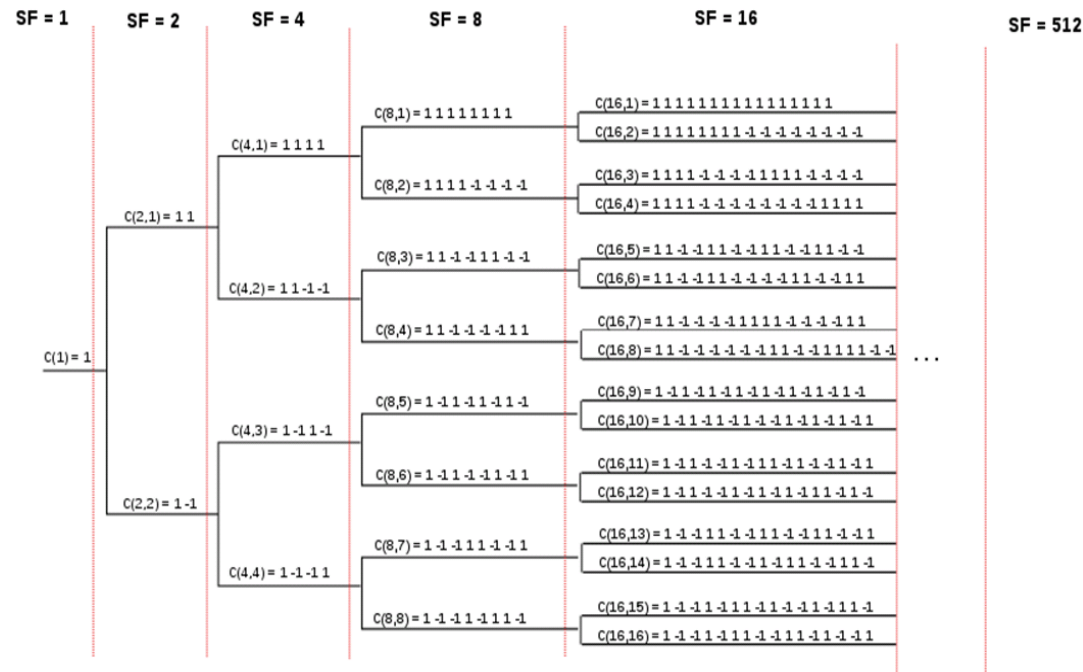
- Requires **network-wide timing synchronization** → Increases complexity and signaling overhead
- **Guard Time** (10 x average delay spread) **between time slots** have to be considered to separate users → Spectral Inefficiency, as the **available bandwidth** remains **idle** between subsequent time slots
 - However, these Guard Times are minor (some nano- or micro-seconds, depending on the environment).
- **Too few users** result in **idle channels**
- A Channel (time slots) allocated to a user is **reserved for the whole call duration** (even when silent) → **Reduces spectral efficiency**
- **Higher costs** due to **greater equipment sophistication**

Code Division Multiple Access

* For further info see Slides of Spread Spectrum Techniques

70

- Divides up a radio channel **not by frequency** (as in FDMA), **not by time** (as in TDMA), but instead by using **Code Sequences (Spreading Codes)** for each user.
- **Guard Spaces** are realized by using codes with the necessary 'distance' in code space, e.g., **Orthogonal Codes**.
- These codes are derived from an **Orthogonal Variable Spreading Factor (OVSF) code tree**, and **each user is given a different, unique code**.



Code Division Multiple Access - Example of Spreading and Despreading a Signal

71

- Example of encoding (Spreading) and decoding (Despreading) a signal with 4 users →
 - “Sender 1” has a
 - Spreading Code (C_1) = (1, 1, 1, 1), Data (D_1) = (0, 0)
 - “Sender 2”
 - Spreading Code (C_2) = (1, -1, 1, -1), Data (D_2) = (0, 1)
 - “Sender 3”
 - Spreading Code (C_3) = (1, 1, -1, -1), Data (D_3) = (1, 0)
 - “Sender 4”
 - Spreading Code (C_4) = (1, -1, -1, 1), Data (D_4) = (1, 1)
 - All senders **transmit simultaneously**

Code Division Multiple Access - Example of Spreading and Despreading a Signal

72

- Example of encoding (Spreading) and decoding (Despreading) a signal with 4 users,
 - “Sender 1” Spread Signal:
 - $(-1, -1, -1, -1, -1, -1, -1, -1)$
 - “Sender 2” Spread Signal:
 - $(-1, 1, -1, 1, 1, -1, 1, -1)$
 - “Sender 3” Spread Signal:
 - $(1, 1, -1, -1, -1, -1, 1, 1)$
 - “Sender 4” Spread Signal:
 - $(1, -1, -1, 1, 1, -1, -1, 1)$
 - **Interference Pattern (We add all the signals together)**
 - $(0, 0, -4, 0, 0, -4, 0, 0)$

Code Division Multiple Access - Example of Spreading and Despreading a Signal

73

- Example of encoding (Spreading) and decoding (Despreading) a signal with 4 users (**Interference Pattern: (0, 0, -4, 0, 0, -4, 0, 0)**)
- - “Sender 1” Despread Signal (**$C_1 = (1, 1, 1, 1)$**)
 - $((0, 0, -4, 0), (0, -4, 0, 0)) \cdot (1, 1, 1, 1) = (-4, -4) \rightarrow \text{Data } (0, 0)$
 - “Sender 2” Despread Signal (**$C_2 = (1, -1, 1, -1)$**)
 - $((0, 0, -4, 0), (0, -4, 0, 0)) \cdot (1, -1, 1, -1) = (-4, +4) \rightarrow \text{Data } (0, 1)$
 - “Sender 3” Despread Signal (**$C_3 = (1, 1, -1, -1)$**)
 - $((0, 0, -4, 0), (0, -4, 0, 0)) \cdot (1, 1, -1, -1) = (+4, -4) \rightarrow \text{Data } (1, 0)$
 - “Sender 4” Despread Signal (**$C_4 = (1, -1, -1, 1)$**):
 - $((0, 0, -4, 0), (0, -4, 0, 0)) \cdot (1, -1, -1, 1) = (+4, +4) \rightarrow \text{Data } (1, 1)$

Code Division Multiple Access

* For further info see Slides of Spread Spectrum Techniques

74

- In contrast with FDMA and TDMA which are **bandwidth and time limited**, CDMA is **interference limited**.
- Because all users transmit on the **same frequency** and at the **same time**, **internal interference** generated by the users is the most significant factor in **determining system capacity** and **call quality**.
- Each user is a **source of interference to all the other users** in the cell.

Code Division Multiple Access

* For further info see Slides of Spread Spectrum Techniques

75

- To increase capacity, the **transmit power** for each user must be **reduced to limit interference**.
- However, the **Received signal power** (at the BS) **should be enough** to maintain the **minimum required SNIR** *needed by the Receiver (for allowing it to decode the signal correctly)* for a satisfactory call quality.
- Thus, the goal is **all MSs' transmitted signals** to reach the Base Station and received with about the **same signal power** (and equal to the **minimum required SNIR**) from the BS (also known as Node-B) → Otherwise some signals could drown others.

Code Division Multiple Access

* For further info see Slides of Spread Spectrum Techniques

76

Advantages:

- **Better Spectral Efficiency** than FDMA and TDMA → The available bandwidth is much better utilized.
- **No absolute limit on the number of users.**
 - ▣ CDMA is interference limited, NOT bandwidth limited.
 - ▣ If interference is kept low, more users can be included.
- **Flexible allocation of resources** is supported (variable bit rates supported) → Depending on the bit rate requested, a **different Spreading Code**, with a different **Spreading Factor** will be assigned.
- Impossible for hackers to decode the signal **without knowing the Spreading Code** used (Provides better security and privacy)

Code Division Multiple Access

* For further info see Slides of Spread Spectrum Techniques

77

Advantages:

- **Better signal quality** and **greater resistance to interference and noise** (due to the **Processing Gain** achieved)
- **Increased talk time** and **standby time for Mobiles** (Uses **Fast Power Control** that saves **battery life for MS**)
- **No sense of handovers** when a MS is changing cells (**Soft Handover** can be used; The MS can have simultaneous connection with more than one BSs)
- The **CDMA channel is 1.23 MHz wide** (**higher data bits rates can be supported** compared to FDMA and TDMA)
 - ▣ **Wideband – CDMA (WCDMA)** supports a 5 MHz channel and thus much higher bit rates; used in UMTS networks.

Code Division Multiple Access

* For further info see Slides of Spread Spectrum Techniques

78

Disadvantages:

- Requires **more complex transmitter and receiver** for spread spectrum signal generation and reception (**more expensive equipment**)
- **Near-far problem arises:** If all users transmit with the **same power**, signals received from MSs closer to the receiver will be stronger than signals transmitted from MSs farther away.
- The BS requires **to Power Control all the MSs in its coverage** in order to keep their transmission power levels to the lowest possible for **reducing interference to the minimum.**
- **Power Control increases the complexity of the system.**

Summary of the various Multiple Division Techniques

79

Technique	FDMA	TDMA	CDMA
Concept	Divide the frequency band into disjoint subbands	Divide the time into non-overlapping time slots	Spread the signal with orthogonal codes
Active terminals	All terminals active on their specified frequencies	Terminals are active in their specified slot on same frequency	All terminals active on same frequency
Signal separation	Filtering in frequency	Synchronization in time	Code separation
Handoff	Hard handoff	Hard handoff	Soft handoff
Advantages	Simple and robust	Flexible	Flexible
Disadvantages	Inflexible, available frequencies are fixed, requires guard bands	Requires guard space, synchronization problem	Complex receivers, requires power control to avoid near-far problem
Current applications	Radio, TV, and analog cellular	GSM and PDC	2.5G and 3G

Ερωτήσεις;

81

Additional Slides

Pure ALOHA Versus Slotted ALOHA

Throughput Achieved

82

- **Pure ALOHA:** Users transmit **any time** they desire.
- **Slotted ALOHA:** Users transmit only at the **beginning of a time slot**.

GREATER POSSIBILITY OF COLLISION IN PURE ALOHA, THUS REDUCING THE THROUGHPUT (S)

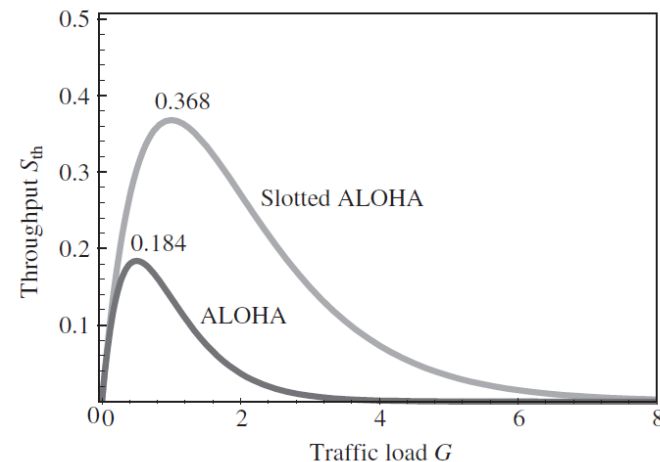
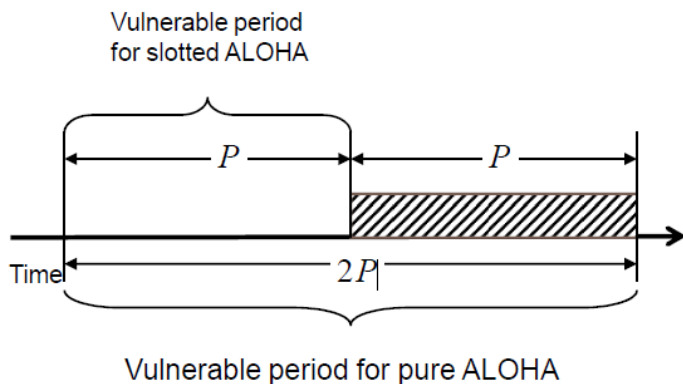
Pure ALOHA → $S = G \times e^{-2G}$ **S:** Throughput in frames per time slot

Slotted ALOHA → $S = G \times e^{-G}$ **G:** Is the traffic load → $G = g \times T$

T: Duration of frame transmission

g: Rate of packets per sec (offered load to the channel)

e: Mathematical constant (2.71828...)



CSMA/CD (Carrier Sense Multiple Access with Collision Detection)

83

- The basic CSMA has an inefficiency:
 - If two terminals begin transmitting at the same time, each will **transmit its complete frame**, even though they **collide**.
 - **Wastes the medium** for an entire frame time(T_{fr})
- With **CSMA/CD** the main idea is to **terminate transmission immediately after detection of a collision**
 - Aims to **reduce channel waste**
- **CSMA/CD** operates as follows:
 - **While transmitting**, the sender is **listening to the medium for collisions**.
 - If a **collision is detected** during the transmission, **the sender aborts its transmission immediately** and it attempts to transmit later **after waiting for a random amount of time**.

CSMA/CD (Carrier Sense Multiple Access with Collision Detection)

84

- CSMA/CD is widely used for **bus topology LANs** (IEEE 802.3, **Ethernet**) while **not possible in wireless radio**
 - ▣ In **wireless system**, either you can **transmit data** using the radio or **receive data**.
 - ▣ Hence, **both transmission and sensing is not possible by a wireless device** and **CSMA/CD cannot be used** in a wireless environment of a shared channel.
- **How does a station detects a collision?**
 - ▣ A station **monitors the channel while transmitting**.
 - ▣ If the **observed power is more than the transmitted power of its own signal**, it means a **collision occurred**



CSMA/CA (Carrier Sense Multiple Access with Collision Avoidance)

85

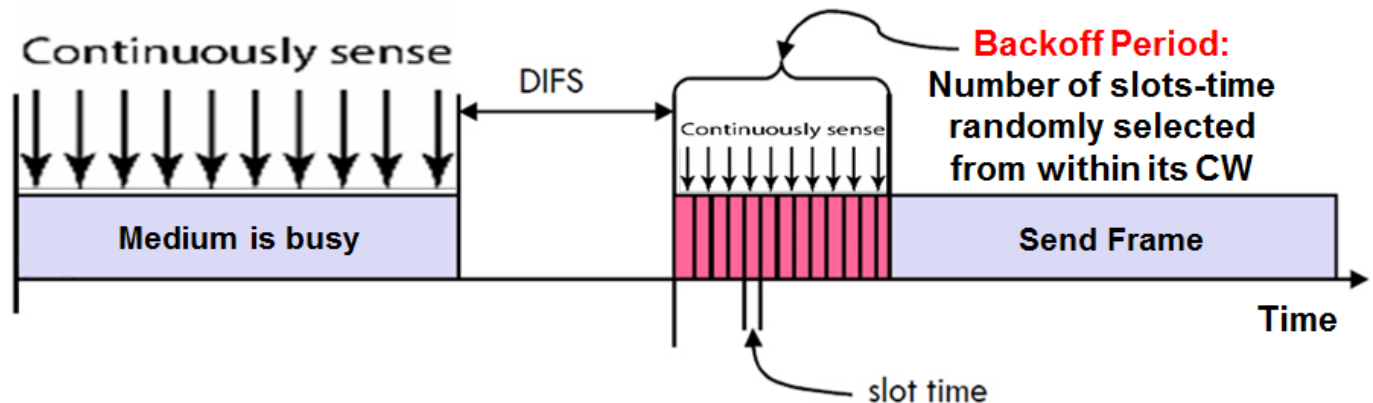
- **CSMA/CA** is based on the CSMA/CD
 - ▣ Under basic CSMA/CA technique, **all MSs watch the channel in the same way as CSMA/CD**
 - ▣ However with CSMA/CA a station with a frame to transmit **senses both the medium and “the collision”** instead of starting traffic immediately after the medium becomes idle.
 - CSMA/CA acts to **prevent collisions** before they happen
 - ▣ CSMA/CA is used to improve the performance of basic CSMA by attempting to be less "greedy" on the channel.

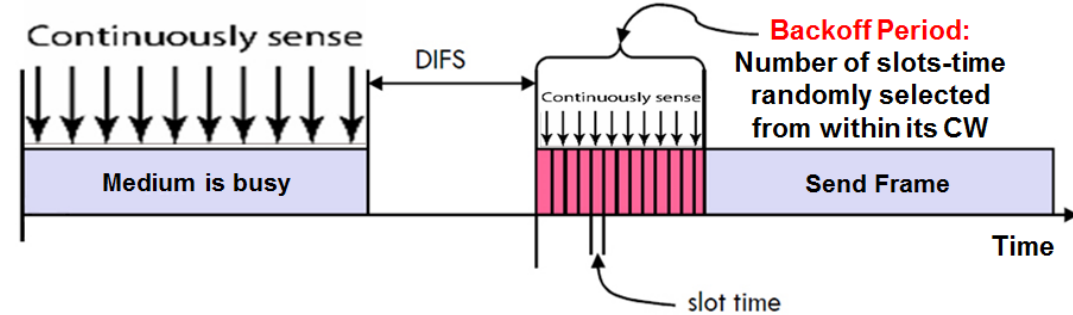
CSMA/CA (Carrier Sense Multiple Access with Collision Avoidance)

86

A station with a frame to transmit senses the medium:

1. If the **medium is idle**, it **waits to see** if the **medium remains idle** for a time equal to **DIFS (Distributed InterFrame Space)**. If so, the **station may transmit immediately**.
 - **DIFS** defines **how long a channel must be idle** before a station can attempt transmission
2. However, if the **medium is busy**, the **station defers transmission** and continues to **monitor the medium** until the **current transmission is over**.

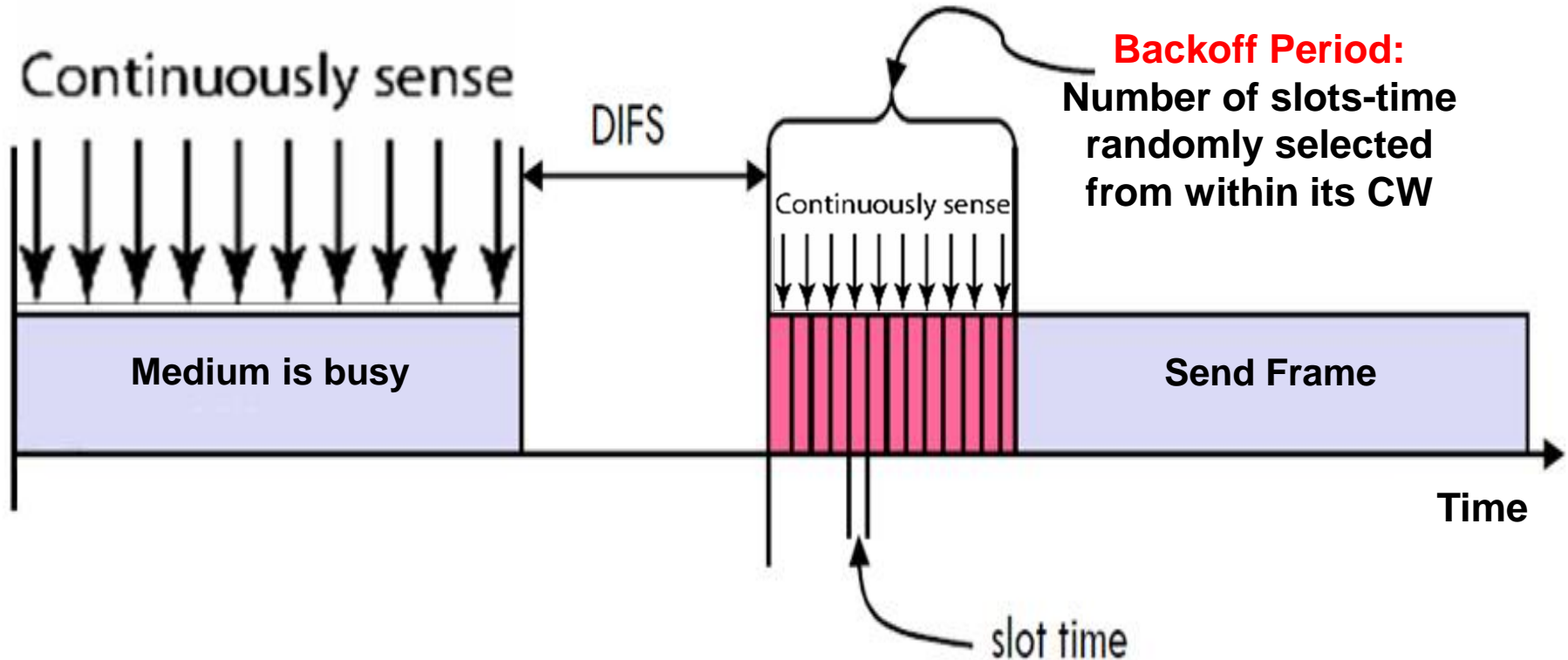




3. Once the current transmission is over, the **station delays another DIFS**.
 - ▣ If the **medium remains idle for this period**, then the station picks a random **Backoff Period** (a number of slots-time randomly selected from within its **Contention Window (CW)**) to wait before transmitting its data and again senses the medium.
 - The **Backoff period** is used to initialize the **Backoff Counter**
 - ▣ The MS can **start transmitting its data** when the **Backoff Counter becomes zero**.
 - The **Backoff Counter** can **count down only** when the **medium is idle**. It is **frozen** as soon as the **medium gets busy**.
 - **After the busy period, counting down** of the **Backoff Counter resumes** only after the medium has been **free for longer than DIFS**.
4. If the **transmission is unsuccessful**, which is **determined by the absence of an acknowledgement**, then it is assumed that a collision has occurred and attempts to resend the frame.

CSMA/CA (Carrier Sense Multiple Access with Collision Avoidance)

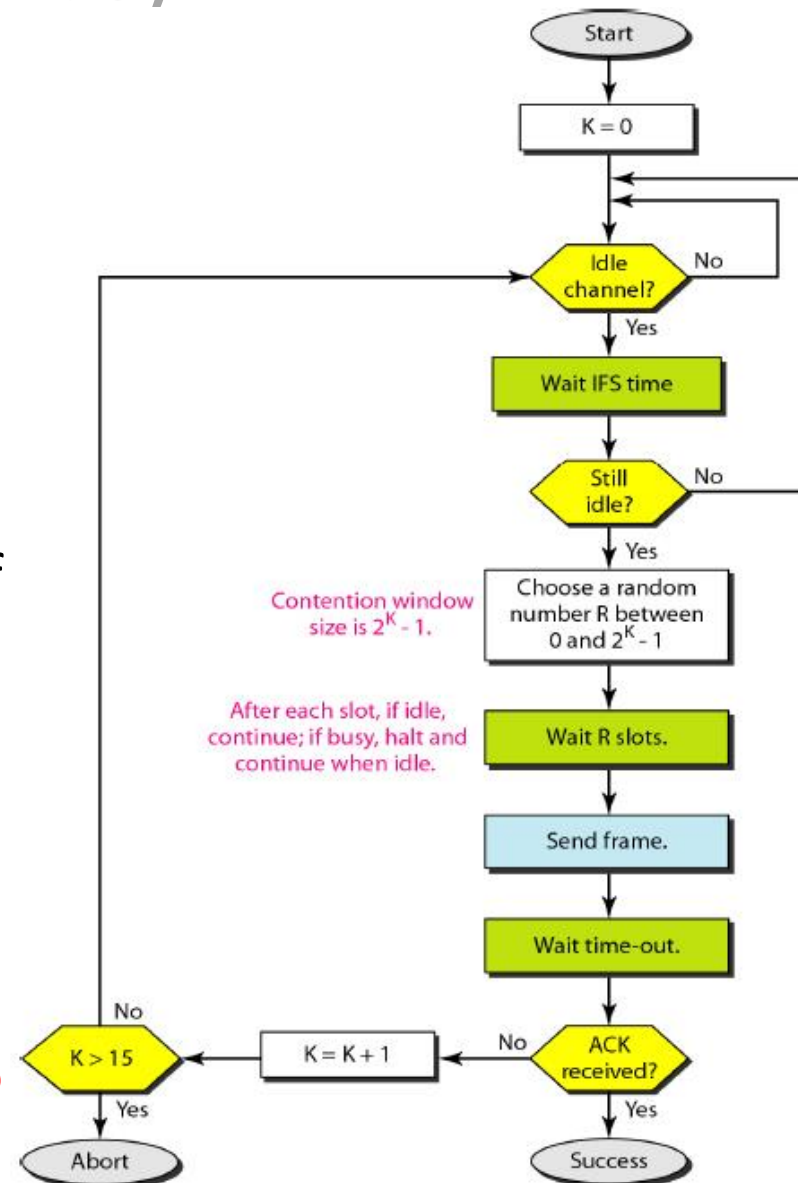
88



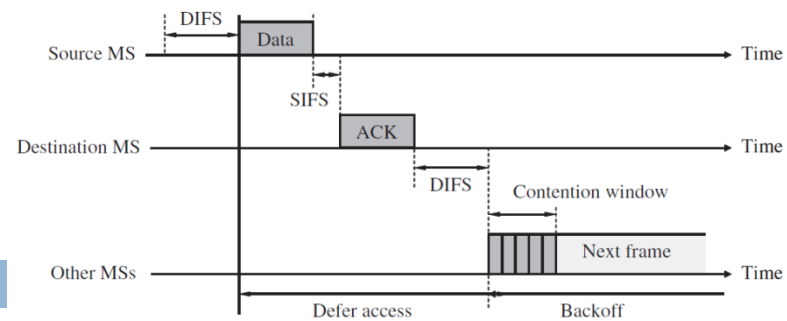
CSMA/CA (Carrier Sense Multiple Access with Collision Avoidance)

89

- Collisions can occur only when two or more terminals **select the same time slot** in which to **transmit** their frames.
- Whenever collision occurs, the **size of Contention Window (CW)** is **doubled** so that the **range of the random time delay** is increased, and reduce the probability of any future collision.
- This process is **repeated till the transmission is successful** and then the **CW is reset to the original value**.



CSMA/CA with ACK

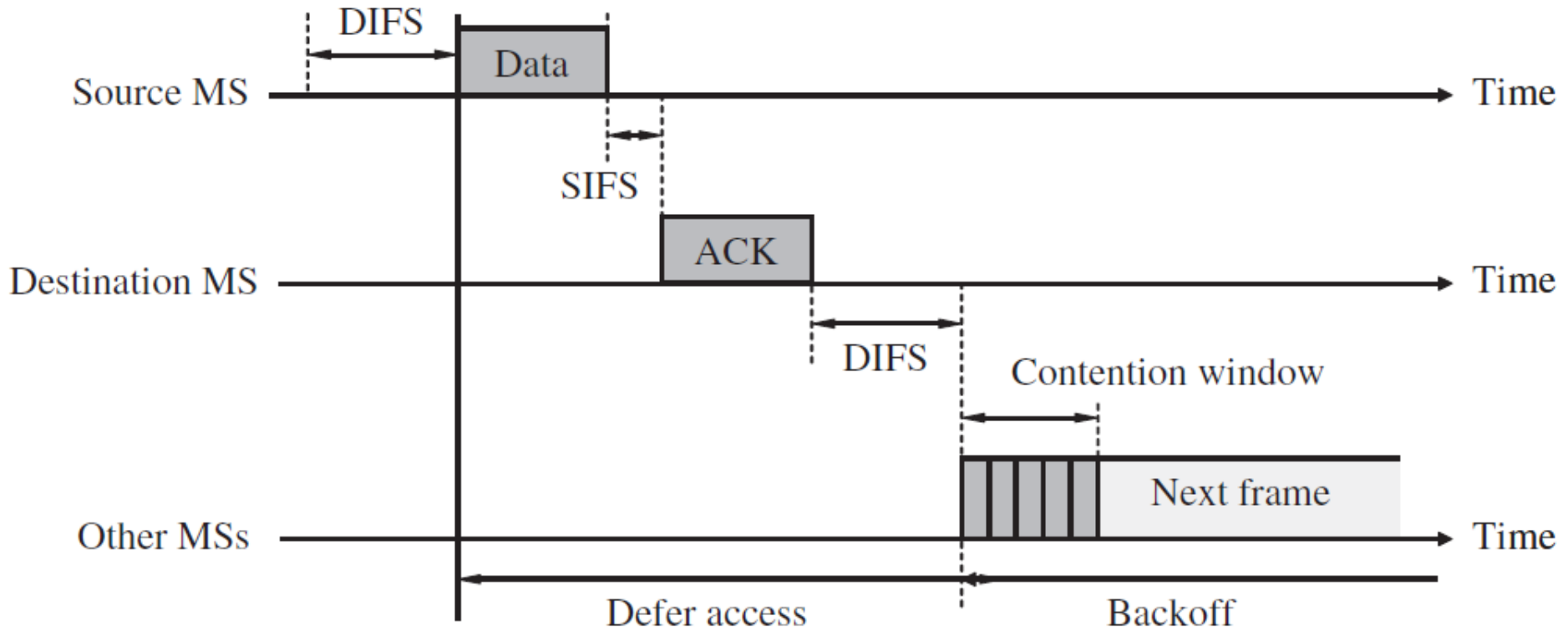


90

- In this scheme, an **immediate positive Acknowledgment (ACK)** is employed to **indicate a successful reception of each data frame**
 - ▣ **Increases the reliability of the Acknowledgements** (i.e., in case an Acknowledgement is sent it guarantees that it will not be lost due to collisions) and thus **reduces unnecessary retransmissions**.
- This is accomplished by **making the receiver send an ACK frame immediately after a time interval of Short InterFrame Space (SIFS)**.
 - ▣ **SIFS** ($SIFS < DIFS$) defines **how long a receiving station waits before sending an ACK** or other response.
 - ▣ As **$SIFS < DIFS$** , the receiver **transmits ACK without sensing the state of the medium**, as **no other station or device is expected to use the shared medium at that time**
 - ▣ In case an **ACK is not received**, the **data frame is presumed to be lost**, and a **retransmission is automatically scheduled** by the transmitter.

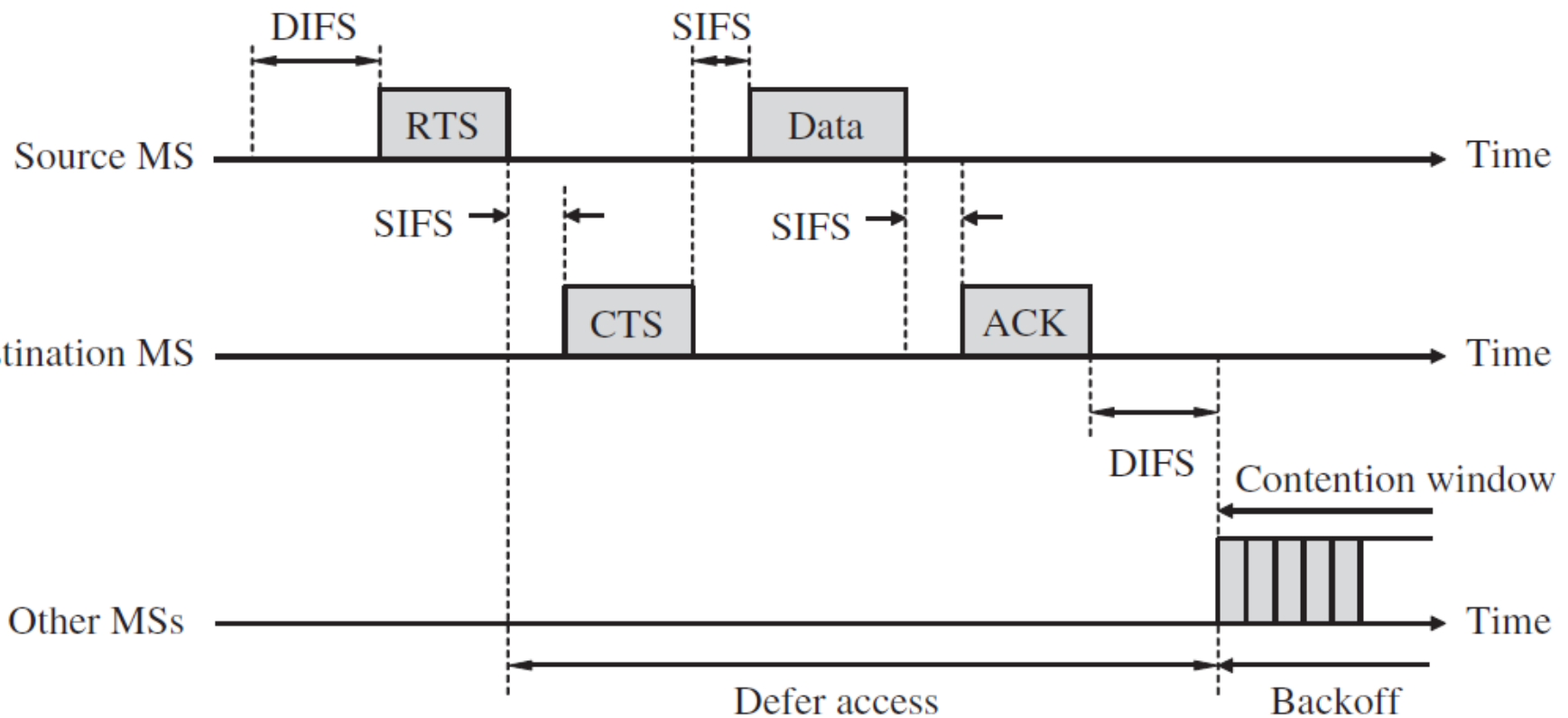
CSMA/CA with ACK

91



CSMA/CA with RTS/CTS (Request To Send/Clear to Send)

92



Exposed Terminal Problem

CSMA/CA with RTS/CTS

93

- Although CSMA/CA with RTS/CTS can solve the Hidden Terminal problem, it creates another problem, namely **Exposed Terminal Problem**.
 - The **Exposed Terminal Problem** usually leads to **lower network throughput**.
- **Example:**
 - Station **B** broadcasts a RTS frame to Station **A**.
 - Station **C** will also receive the packet as it is within Station's **B** transmission range
 - **Problem:** Station C will enter a **delayed access state** and refrain from transmitting to Station D, although the transmission between Stations C and D will not interfere with the data reception at Station A.



Performance of Random Access Protocols

94

- ❑ **Simple and easy to implement.**
- ❑ It is **decentralized**. I.e., there is **no a central device that can fail** and **bring down the entire system**.
- ❑ In **low-traffic**, frame transfer has **low-delay**. However, in **heavier traffic, frame delay has no limit**.
- ❑ In some cases, a **station may never have a chance to transfer** its frame (**unfair protocol**).
- ❑ A station that has frames to be transmitted can **transmit continuously** at the **full rate of channel (R)** if it is the **only station with frames**.
- ❑ If the **number of stations** that want to **transmit increases**, **many collisions may occur** which can highly **reduce the throughput** of the system.

Properties of Multiple access protocols (1/2)

- **Properties that any good multiple access protocol should possess:**
 - The protocol controls the allocation of channel capacity to the users.
 - The transmission medium should be used efficiently in terms of channel throughput and the delay of transmissions.
 - Each user should receive the same allocated capacity.
 - The protocol should be flexible in allowing different types of traffic (e.g., voice and data).
 - If the system is in equilibrium, an increase in load should move the system to a new equilibrium point.
 - If one user does not operate correctly, this should affect the performance of the system as little as possible.

Properties of Multiple access protocols (2/2)

- **In the wireless mobile environment, the protocol should be able to deal with:**
 - The hidden terminal problem
 - Two terminals are out of range hidden from each other by a hill, a building, or some other physical obstacle opaque to ultra high frequency (UHF) signals but both within the range of the central or base station).
 - The near-far effect
 - Transmissions from distant users are more attenuated than transmissions from users close by
 - The effects of multipath fading and shadowing
 - The effects of co-channel interference in cellular wireless systems caused by the use of the same frequency band in different cells

Code Division Multiple Access

□ Processing Gain

- As illustrated in the previous example, the amplitude of the own signal **increases on average by a factor of 4**
 - The **correlation detection** has raised the desired user signal by the **Spreading Factor**, here 4, from the **interference (Interference Pattern)** present in the **CDMA system**.
- This effect is termed **'Processing Gain'** and is a **fundamental aspect of all CDMA systems**, and in general of all **Spread Spectrum** systems.
 - **Spread Spectrum** systems use a **transmission bandwidth** that is **several orders of magnitude greater** than the **minimum required signal bandwidth**

Code Division Multiple Access

- **Processing Gain**
 - **Processing Gain** allows the received signal power to be **under the interference or thermal noise power**, and the **CDMA** receiver can still detect the signal.
 - **Detection** of a **Spread signal** is **difficult without knowledge of the Spreading Code**.
 - Spread Spectrum systems originated in military applications as it is very difficult to jam, difficult to interfere with, and difficult to identify the signal without knowing the Spreading Code.